

KEYSTONE - STP / 22-24AWG

INSTRUCTION MANUAL

barpa



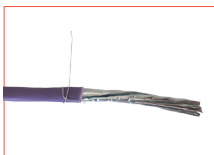
MODELS: CAT6A STP & CAT6 STP



1 Cut the cable and pull the ripcord.




2 Strip the jacket.




3 Wrap drain wire around cable jacket.




4 Open the blister.



5 Cut the Foil close to cable jacket.



6 Match colors for wire map T568A or T568B



7 Cut flush.



8 Cut Follow the arrows for orientation.



9 Close to make the connection. Note that the drain wire should be in contact to the mechanical tightening of the cable tie.



10 Close the cable tie.



DONE! GOOD JOB!

