

# PRODUCT GUIDE

for structured cabling

## WHO WE ARE

BARPA IS AN INTERNATIONAL BRAND OWNED BY THE ARGON GROUP, HEADQUARTERED IN PORTUGAL AND WITH A BRANCH IN SPAIN.

barpa was founded in 2016 and manufactures products for structured cabling, such as, cooper cabling systems, fiber optic systems, racks and cabinets.

It acts like one sucessfull supplier to more than 20 countries.



CURIOSITIES

## PRODUCTION CENTERS

GERMANY, CHINA, PORTUGAL AND SLOVAKIA.

## QUALITY

OUR MANAGEMENT SYSTEM IS ISO 9001 CERTIFIED.

## PRODUCT QUALITY

WE USE SEVERAL PRODUCT CERTIFICATION LABS:  
FORCE TECHNOLOGY, VDE, BASEC, 3P, TUV.

## REFERENCES

GET TO KNOW SOME.

## BARPA•SPACE

SPACE FOR SHARING KNOWLEDGE IN THE AREA OF STRUCTURED CABLING, FOR ALL THOSE WHO LOVE THE THEME. WE ALREADY MADE MORE THAN 100 EVENTS.

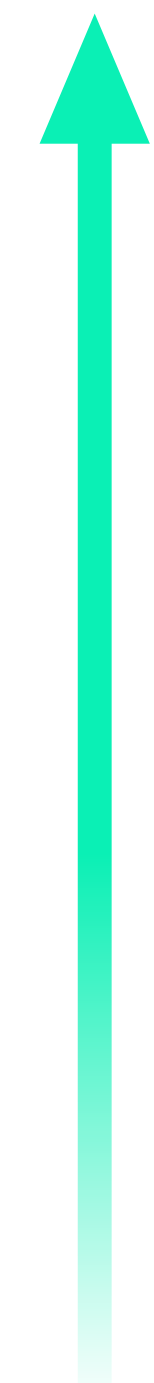
## 25 YEARS WARRANTY

IF YOU HAVE A SYSTEM DESIGNED, INSTALLED AND TESTED BY AN APPROVED BARPA PARTNER WITH CURRENT TRAINING CERTIFICATION IN PLACE. YOU CAN QUALIFY FOR 25 YEARS WARRANTY.

## CPR - CONSTRUCTION PRODUCTS REGULATION

SINCE JULY 1st 2017 CABLE MANUFACTURERS HAVE BEEN OBLIGED TO TEST THE CABLES THAT ARE TO BE INSTALLED IN CONSTRUCTION WORKS (FIXED INSTALLATION) FOR REACTION TO FIRE PERFORMANCE, ACCORDINGLY TO STANDARD EN 50575.


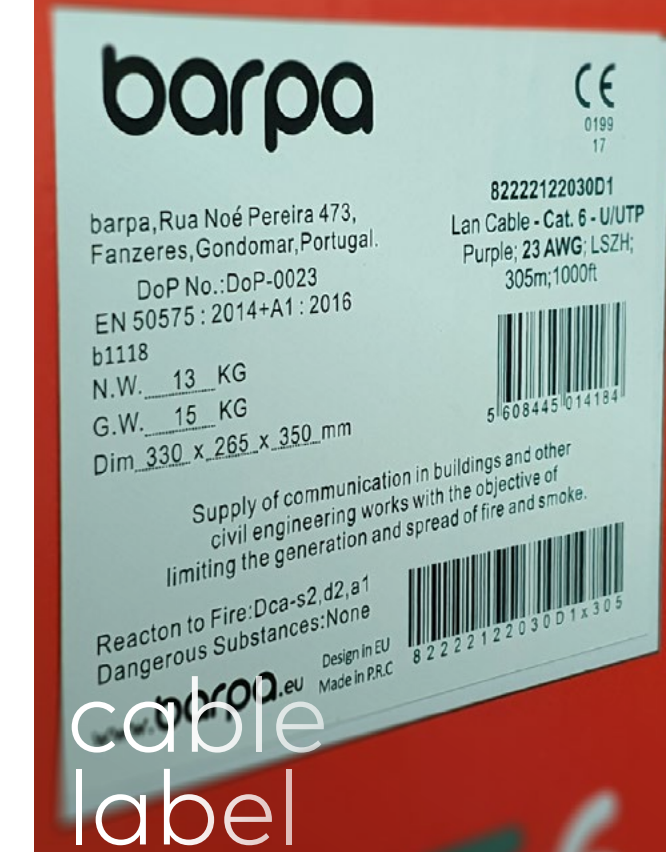
EUROCLASS (CA)	CLASSIFICATION CRITERIA	ADICIONAL CRITERIA	ATTESTATION OF CONFORMITY SYSTEM
A	EN ISO 1716 Gross Heat of Combustion		
B1	EN 50399 Heat release Flame spread	EN 50399 / EN 61034-2 Smoke production (s1a, s1b, s2, s3)	System 1+ Initial type test and continuous surveillance by third party laboratory
B2		EN 50267-2-3 Acidity (a1, a2, a3)	
C		EN 50399 Flaming drodples (d0,d1, d2)	
D	EN 60332-1-2 Flame propagation		System 3 Initial type test by third part laboratory
E	EN 60332-1-2 Flame propagation		
F			System 4 Documents emitted by the manufacturer



THE FOLLOWING CRITERIA ARE CHECKED WHEN TESTING IS CARRIED OUT:

- Flame propagation;
- Heat release;
- Smoke production;
- Acidity;
- Heat of combustion;
- Flaming droplets.

The table explains which euroclasses exist and the conformity system.



HOW TO CHECK THE COMPLIANCE



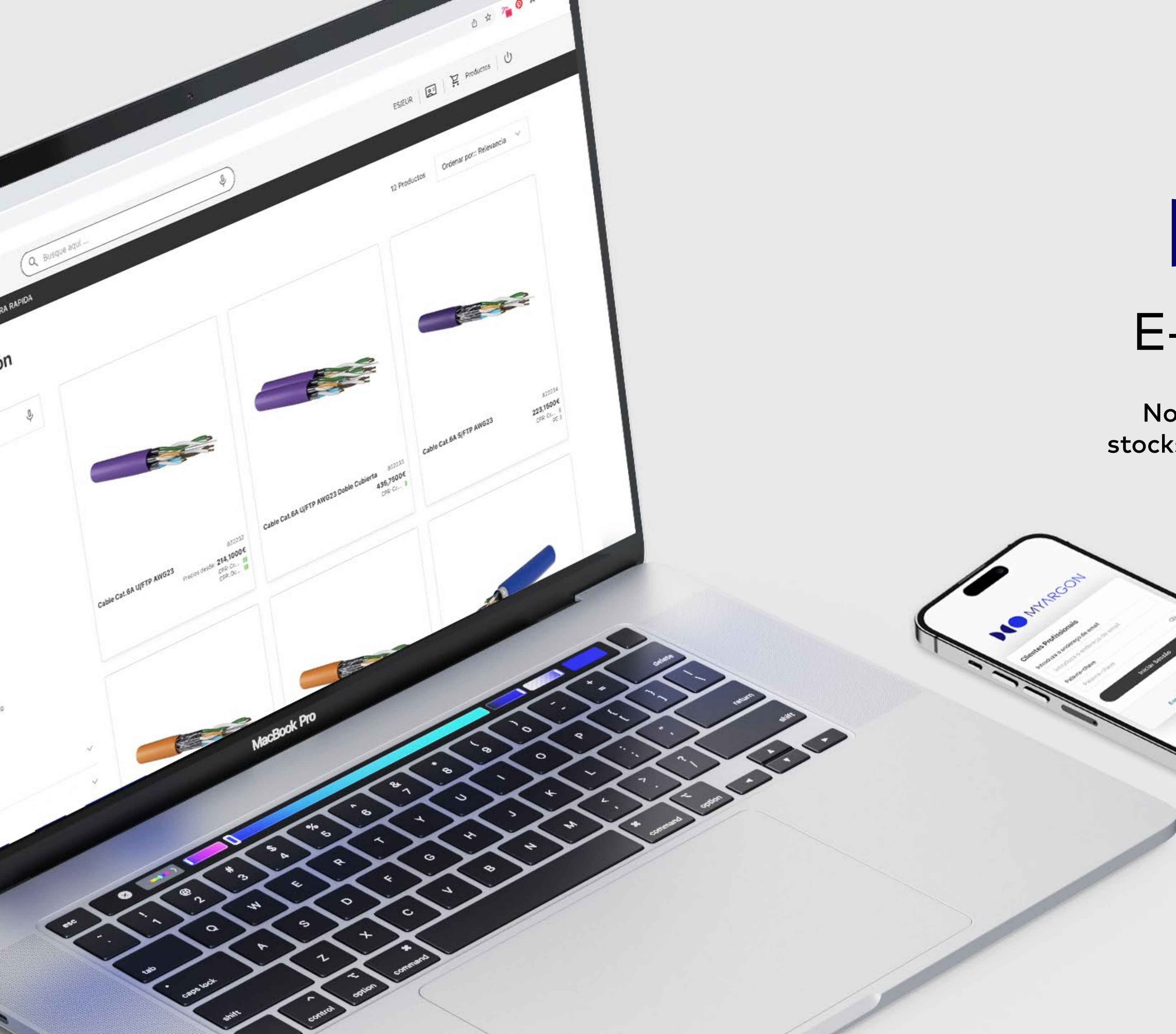
DoP

## ENVIRONMENT STATEMENT

WE WANT TO CONTRIBUTE FOR A SUSTAINABLE FUTURE, BEING THIS POINT VERY IMPORTANT IN NEW PROJECTS AND IN NEW PRODUCTS.

WE ARE MAKING SOME ACTIONS, LISTED SOME:

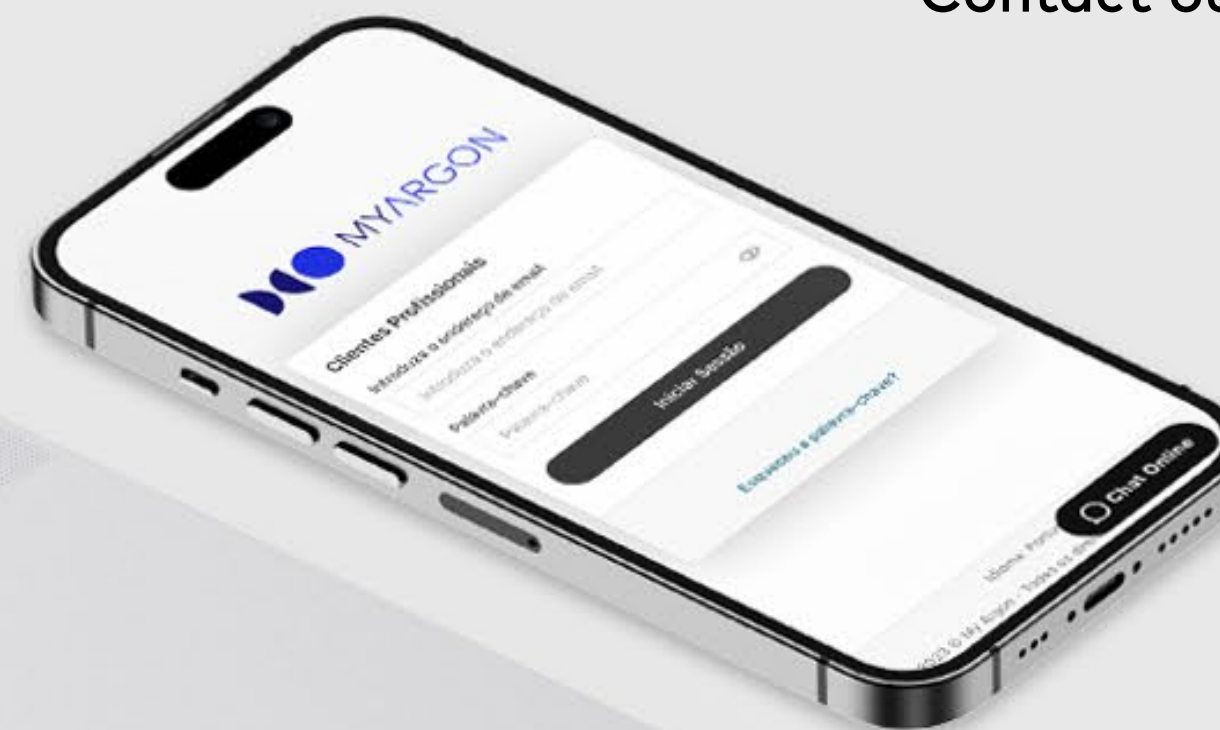
- Eliminating to the maximum the printed material, like catalog, flyers, etc.
- Promoting training sessions with our employees creating awareness.
- Turning our headquarters as green as possible.
- Reducing the plastic from our products.
- Reformulation of our packaging to be environmentally friendly.
- Re-use the packaging that we receive from our suppliers to deliver to our customers.
- Implementing the Internacional Standard ISO14001.



## E-commerce Platform

Now you will be able to place orders, check stocks, and track the status of your orders more quickly and efficiently.

Contact our team to find out how.



Exclusive platform for clients

**CAT.8 SOLUTION**  
IS IDEAL FOR THOSE  
WHO RELY ON COPPER  
CONNECTIVITY

40 Gbps

2000MHz

KEYSTONES

FIELD PLUGS

PATCH CORDS

COPPER CABLE

**OM5 SOLUTION**  
IS IDEAL FOR SWDM  
APPLICATIONS, ENABLING  
LIGHTNING-FAST DATA  
TRANSMISSIONS

SWDM

400 Gbs

FIBER CABLES

ADAPTERS

PIGTAILS

PATCH CORDS

PRE-ASSEMBLED CABLES

**UHD SOLUTION**  
IS THE KEY TO OVERCOME  
DATA CENTER CHALLENGES  
AND SECURING A EFFICIENT  
INFRASTRUCTURE

ULTRA HIGH DENSITY

MTP®

UHD PANELS

1U / 2U / 4U

144F / 288F / 576F

CASSETTES

8F / 12F / EMPTY

PRODUCTION CENTER

**PRODUCTION CENTER FOR  
PRE-ASSEMBLED SOLUTIONS  
OF FIBER OPTIC AND RACK  
ASSEMBLY.**

THE MAIN MOTTO IS CUSTOMIZATION.  
MANUFACTURED IN PORTUGAL.

SEE HIGGS CATALOG AVAILABLE AT:



# OUR SOLUTION IN AN IMAGE WITH VERY-ADVANTAGES.








PLUG N'PLAY SYSTEM

NO OPTICAL FUSIONS

QUICK AND EASE INSTALLATION



- 5. Access Point
- 6. Box + Patch Cord
- 7. ONT
- 8. OLT

-  Comply with European Standards
-  Comply with Environmental Standards
-  Construction Product Regulation
-  Low Smoke Emission and Free Halogen
-  CPR Class Cca
-  CPR Class Dca
-  CPR Class Eca
-  CPR Class B2ca

-  American Wire Gauge
-  American Wire Gauge
-  Material Manufacturing PE Plastic
-  Material Manufacturing PVC Plastic
-  Aluminum
-  Product Selected for the 25 Years Warranty System
-  Diameter
-  UV Resistant

-  Halogen Free
-  Flame Retardant
-  Protection of Rodents
-  PS/2 Incorporated
-  With Incorporated Cable Bundle
-  USB Incorporated
-  With Different Plug Types
-  Conduit Application

-  Cable Tray Application
-  Outdoor Application
-  Indoor Application
-  Underground Application
-  Customizable product
-  Assembled product

# subtitles

The icons description is an aid to the analysis of this catalogue, with this we want to improve your experience.

# index

 Click on the range of products you want to explore.

fiber optic



Click on the range of products you want to explore.  
If you want to see the fiber optic guideline go to the next page.

CATEGORY	CABLE		PATCH CORDS	PIGTAILS	ADAPTERS	PATCH PANELS AND HIGH DENSITY SUB-RACK	PRE-TERMINATED SOLUTIONS	SPLITTER	BOXES	ACCESSORIES
	PE	LSZH								
TIGH BUFFER 2 to 24 fibers		Distribution Cable or Mini Breakout	OS2 G652D	OS2 G652D	SC	Patch Panel	Higgs Plus Fiber Patch Cord	Mini Type PLC Splitter	Wall Termination Box 2 fibers	Splice Tray 12 F
		Zip-Cord							Wall Termination Box 4 fibers	
		Drop for FTTx		OS2 G657A2 Staggered	OS2 G657A2		Patch Panel with Cable Management			Distribution Box 8 Fibers
LOOSE TUBE DIELECTRIC 2 to 96 fibers	Unitube w/Glass Yarn 1200N / 3000N	Data Center Cable for MPO – 2mm	OM1 62.5/125	OS2 G657B3	LC					Blank Cover
										Distribution Box 12 Fibers
	Multitube w/Glass Yarn 5000N	Unitube w/Glass Yarn 1200N / 3000N	OM2 50/125	OM1 62.5/125		Splitter Patch Panel	Higgs Pre-terminated Fiber Trunk Cables		Distribution Box 24 Fibers	Cassette 3 Tech Patch Panel
		Multitube w/Glass Yarn 5000N	OM3 50/125	OM2 50/125		3 Tech Patch Panel			Termination Box 24 Fibers	Splice Holder with Adhesive Tape
LOOSE TUBE METALIC 2 to 144 fibers	Unitube w/Corrugated Steel 1200N / 3000N	Unitube w/Corrugated Steel 3000N	OM4 50/125	OM4 50/125	FC / ST / E2000	High Density Sub-Rack			Wall Distribution Box	High Density Cassettes
									Wall Mounted Splitter Distribution Box	
	Multitube w/Corrugated Steel 1800N – Double Sheath	Multitube w/Corrugated Steel 1800N – Double Sheath	OM5 50/125	OM5 50/125		Ultra High Density Patch Panel	Lynx Fiber Box		DIN Rail Box	

# fiber optic guideline

 Click on the product you want to know more.

## TIGHT BUFFER

# Distribution Cable or Mini Breakout Glass Yarn Dielectric Armouring

The barpa Distribution Cables are perfect for building backbones and horizontal distribution applications. To use in structured cabling installations: data centers, LANs, SANs and longer length backbones. Easy removable tight buffer. For indoor and/or outdoor.

• ISO/IEC 11801; • EN 50173-1; • EN50575; • IEC 60794-2-20; • IEC 60332-1-2; • IEC 60332-3-24; • IEC 61034-[1,2]; • EN 50399; • ANSI/TIA-568-C; • ITU G652; • ITU G657.



Demonstrative 12 fiber cable.

**B2CA** - With B1 at the end of the code.  
**DCA** - With D1 at the end of the code.  
**ECA** - Without D1 at the end of the code.  
**CCA** - With C1 at the end of the code.

Available in different CPR class. Please specify in your request. 2km in reel. Colors, sizes and special configurations available upon confirmation.



- 1 Outer Jacket
- 2 Tight-buffered
- 3 Strength Member

## SPECIFICATIONS

	Limits				
	2	4	8	12	24
Cable Diameter (mm)	5.3	5.7	6.8	7.2	8.6
Nominal Cable Weight (kg/km)	35	35	35	80	80

## LOGISTIC INFORMATION

	Number of Fibers				
	2	4	8	12	24
OM3	81114101502	81114101504	81114101508	81114101512	81114101524
OM4	81115101602	81115101604	81115101608	81115101612	81115101624
OM5	81117301702	81117101704	81117301708	81117101712	81117301724
OS2 G652D	81112101102	81112101104	81112101108	81112101112	81112101124
OS2 G657A2	81112101202	81112101204	81112101208	81112101212	81112101224

## TIGHT BUFFER

# Zip-Cord

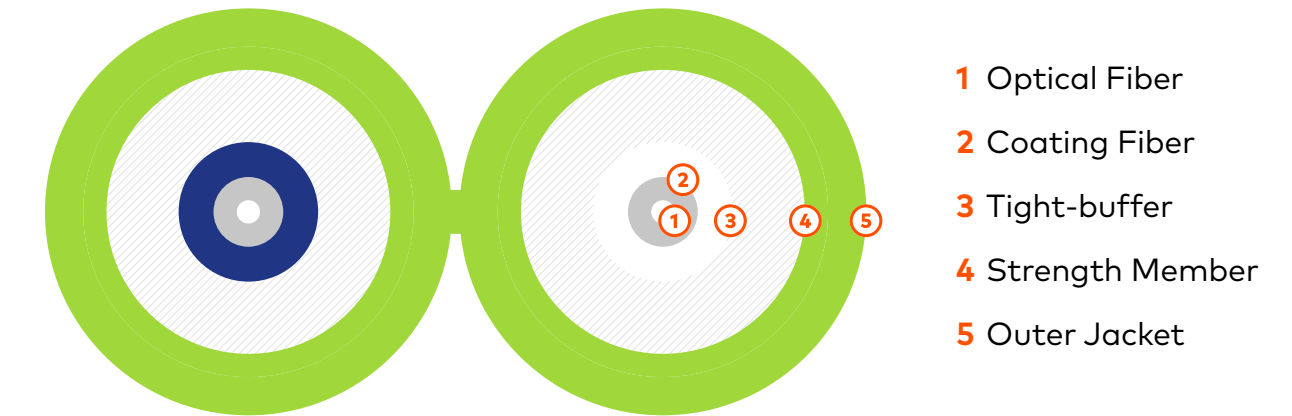
Commonly used in the manufacture of patch cords, to interconnecting fiber optic equipment.

- ISO/IEC 11801; • EN 50173-1; • EN50575;
- IEC 60794-2; • IEC 60332-1-[1,2]; • IEC 60754-[1,2];
- IEC 61034-[1,2]; • ANSI/TIA-568-C; • IEC 60793;
- ITU G651.1; • ITU G652; • ITU G657.



Demonstrative 2 fiber cable.

**B2CA** - with B1 at the end of the code.  
**DCA** - with D1 at the end of the code.  
**ECA** - without D1 at the end of the code.  
 Available in different CPR class. Please specify in your request. 2km in reel. Colors, sizes and special configurations available upon confirmation.



## SPECIFICATIONS

	Cable Diameter 2 mm		Cable Diameter 3 mm	
	Number of Fibers			
	1	2	1	2
Nominal Cable Weight (kg/km)	4.5	8.0	10	15

## LOGISTIC INFORMATION

Cable Diameter (mm)	Number of Fibers	OM2	OM3	OM4	OM5	OS2 G652D	OS2 G657A2	OS2 G657B3
2	1	-	-	-	-	8112102101	8112102201	8112102301
	2	81113102402	81114102502	81115102602	81117102702	81112102102	81112102202	81112102302
3	1	-	-	-	-	81112103101	81112103201	81112103301
	2	81113103402	81114103502	81115103602	81117103702	81112103102	81112103202	81112103302

## TIGHT BUFFER

# Drop Cable SM Round Jacket for FTTx

Cable of 2 fibers with 0,9mm SM tight buffer and LSZH for Indoor applications. Each buffer is identified with a different colour (green and red). It's a easy cable to work with, regarding organization and conectorization.

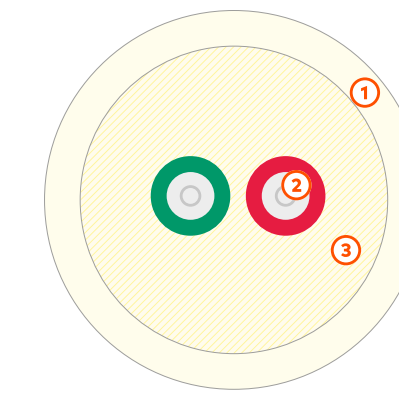
With strenght members in Polyester and Aramid.

**ARAMID CABLE** • ISO/IEC 11801; • EN 50173-1; • EN50575; • IEC 60794-2-20; • IEC 60332-1-2; • EN 50399; • ANSI/TIA-568-D; • ITU G657; • EN 60793-2; • EN 60794-1-1.

**POLYESTER CABLE** • ISO/IEC 11801; • EN 50173-1; • EN50575; • ANSI/TIA-568-D; • ITU G657.



In this cable we do not have the service of cut to measure.



- 1 Outer Jacket
- 2 Tight buffered, 900µm, G657A2
- 3 Strength Member (Aramid or Polyester)

## SPECIFICATIONS

	Limits	
Strenght Member	Aramid Yarns	Polyester Yarns
Tensile Strength (Dynamic) - (N)	500	150
Tensile Strength (Permanent) - (N)	250	80

## LOGISTIC INFORMATION

	Strenght Member	
	Aramid Yarns - DCA	Polyester Yarns - ECA
Reel of 2000m	81116115202	81116114202
Reel in box of 500m	81116115202BX	81116114202BX

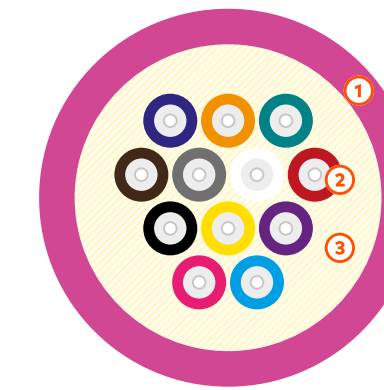


## LOOSE TUBE

# 2,0mm Data Center Cable for MPO Patch Cord

The barpa Data Center Cable are perfect for MPO patch cords and assemblies. For Multifiber connectors.

- EN 50173-5; • IEC 60794-2-20; • ISO/IEC 24764;
- IEC 60332-1-2; • IEC 60332-3-24; • IEC 60754-1;
- IEC 60754-2; • IEC 61034.



- 1 Outer Jacket
- 2 Primary Coated Fiber, 250 µm
- 3 Strength Member

## SPECIFICATIONS

	Limits
Number of Fibers	12
Tensile Strength (Long Term) - (N)	220
Tensile Strength (Short Term - Installation) - (N)	110

## LOGISTIC INFORMATION

	Number of Fibers
	12
OM4	81115301612C1
OS2 G657A2	81112301212C1

LOOSE TUBE

# Unitube Cable with Glass Yarns 1200N – LSZH

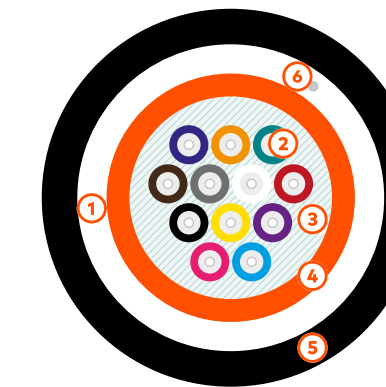
Indoor, outdoor and duct type applications. Easy and fast installation due to its small diameter and light construction. Suitable for pushing, blowing method. Problem-free use in power lines due to its nonmetallic construction. In network systems, MAN, WAN, LAN applications. Rodent protection.

- ISO/IEC 11801; • EN 50173-1; • EN50575; • IEC 60794-2;
- IEC 60332-1-2; • IEC 60754-[1,2]; • IEC 61034-2;
- ANSI/TIA-568-C; • ITU G652; • ITU G657; • IEC 60793-2-50;
- IEC 60793-2-10; • IEC 60794-1-21; • IEC 60794-1-22;
- EN 50399



For different CPR levels please specify in your request.

Delivery length can be tailored under requests of the client.



- 1 Strength Member
- 2 Colored Coating Fiber
- 3 Filling Gel
- 4 Loose Tube
- 5 Outer Jacket
- 6 Rip-Cord

## SPECIFICATIONS

	Limits
Tensile Strength (Short Term - Installation) - (N)	1200
Crush (N/10cm)	1500
Cable Diameter (mm)	2, 4, 6, 8, 12 fibers
	24 fibers
Impact (Nm)	10

## LOGISTIC INFORMATION

	Number of Fibers					
	2	4	6	8	12	24
OM3	81111222502D1	81111222504D1	81111222506D1	81111222508D1	81111222512D1	81111222524D1
OM4	81111222602D1	81111222604D1	81111222606D1	81111222608D1	81111222612D1	81111222624D1
OS2 G652D	81111222102D1	81111222104D1	81111222106D1	81111222108D1	81111222112D1	81111222124D1
OS2 G657A2	81111222202D1	81111222204D1	81111222206D1	81111222208D1	81111222212D1	81111222224D1

## LOOSE TUBE

# Unitube Cable with Glass Yarns 3000N – LSZH

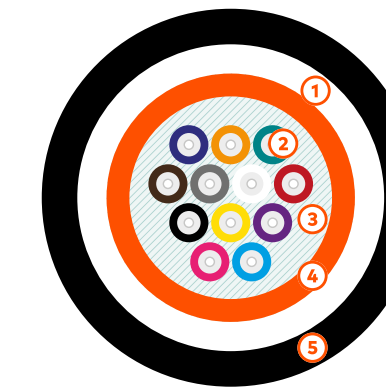
For indoor and limited outdoor installations. Mostly used in building and campus backbone applications. With a degree of rodent protection, effective in many cases.

- ISO/IEC 11801; • EN 50173-1; • EN50575;
- IEC 60794-2; • IEC 60332-1-[1,2]; • IEC 60754-[1,2];
- IEC 61034-[1,2]; • ANSI/TIA-568-C; • ITU G652;
- ITU G657.



Demonstrative 12 fiber cable.

**DCA** - with D1 at the end of the code.  
**ECA** - without D1 at the end of the code.  
 Available in different CPR class. Please specify in your request. 2km in reel. Colors, sizes and special configurations available upon confirmation.



- 1 Strength Member
- 2 Colored Coating Fiber
- 3 Filling Gel
- 4 Loose Tube
- 5 Outer Jacket

## SPECIFICATIONS

	CPR Dca - Limits	CPR Eca - Limits
Tensile Strength (Short Term - Installation) - (N)	3000	1500
Crush (N/10cm)	3500	2000
Cable Diameter (mm)	7.3	2 - 16 fibers: 7.5 / 24 fibers: 8.0
Nominal Cable Weight (kg/km)	55	2 - 16 fibers: 55 / 24 fibers: 60

## LOGISTIC INFORMATION

	Number of Fibers					
	2	4	6	8	12	24
<b>OM2</b>	81111211402	81111211404	81111211406	81111211408	81111211412	81111211424
<b>OM3</b>	81111211502	81111211504	81111211506	81111211508	81111211512	81111211524
<b>OM4</b>	81111211602	81111211604	81111211606	81111211608	81111211612	81111211624
<b>OS2 G652D</b>	81111211102	81111211104	81111211106	81111211108	81111211112	81111211124
<b>OS2 G657A2</b>	81111211202	81111211204	81111211206	81111211208	81111211212	81111211224

## LOOSE TUBE

# Multitube Cable with Glass Yarn 5000N – LSZH

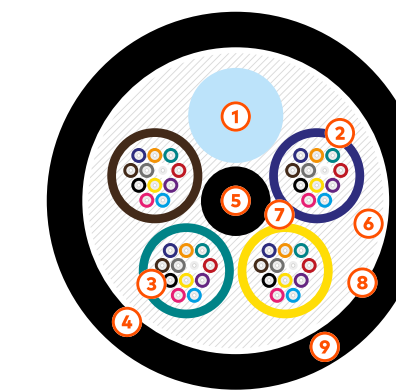
For indoor and outdoor installations. Mostly used in building and campus backbone applications. With a degree of rodent protection, effective in several cases.

- ISO/IEC 11801; • EN 50173-1; • EN50575;
- IEC 60794-2; • IEC 60332-1-[1,2]; • IEC 60754-[1,2];
- IEC 61034-[1,2]; • ANSI/TIA-568-C; • ITU G652;
- ITU G657.



Demonstrative 48 fiber cable.

**DCA** - with D1 at the end of the code.  
**ECA** - without D1 at the end of the code.  
 Available in different CPR class. Please specify in your request. 2km in reel. Colors, sizes and special configurations available upon confirmation.



- 1 Filler
- 2 Loose Tube
- 3 Colored Coating Fiber
- 4 Filling Gel
- 5 Central Strength Member
- 6 Waterproof tape
- 7 Rip-Color
- 8 Glass Yarns
- 9 Outer Jacket

## SPECIFICATIONS

	CPR Dca - Limits		CPR Eca - Limits	
	48	96	48	96
Tensile Strength (Short Term - Installation) - (N)	5000	5000	5000	5000
Crush (N/10cm)	2500	2500	3000	3000
Cable Diameter (mm)	11.2	12.8	11.5	13
Nominal Cable Weight (kg/km)	127	167	105	165

## LOGISTIC INFORMATION


	Number of Fibers	
	48	96
OM3	81111205548	81111205596
OM4	81111205648	81111205696
OS2 G652D	81111205148	81111205196
OS2 G657A2	81111205248	81111205296

LOOSE TUBE

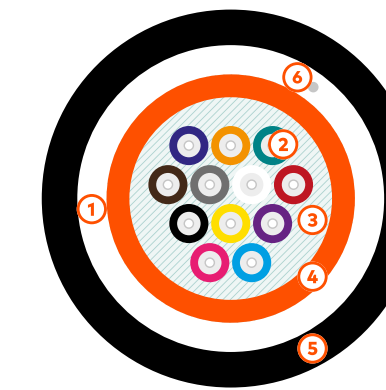
## Unitube Cable with Glass Yarn 1200N – PE

For outdoor installations. Easy and fast installation due to its small diameter and light construction. Suitable for pushing, blowing method. Problem-free use in power lines due to its non-metallic construction. Mostly used in campus backbone applications. In network systems, MAN, WAN, LAN applications. With a degree of rodent protection, effective in many cases.

- ISO/IEC 11801; • EN 50173-1; • IEC 60794-1;
- IEC 60793-2-50; • IEC 60793-2-10; • IEC 60794-1-21;
- IEC 60794-1-22;



Delivery length can be tailored under requests of the client.



- 1 Strength Member
- 2 Colored Coating Fiber
- 3 Filling Gel
- 4 Loose Tube
- 5 Outer Jacket
- 6 Rip-Cord

### SPECIFICATIONS

	Limits
Tensile Strength (Short Term - Installation) - (N)	1200
Crush (N/10cm)	1500
Cable Diameter (mm)	2, 4, 6, 8, 12 fibers
	24 fibers
Impact (Nm)	10

### LOGISTIC INFORMATION

	Number of Fibers					
	2	4	6	8	12	24
OM3	81121222502	81121222504	81121222506	81121222508	81121222512	81121222524
OM4	81121222602	81121222604	81121222606	81121222608	81121222612	81121222624
OS2 G652D	81121222102	81121222104	81121222106	81121222108	81121222112	81121222124
OS2 G657A2	81121222202	81121222204	81121222206	81121222208	81121222212	81121222224

LOOSE TUBE

## Unitube Cable with Glass Yarn 3000N – PE

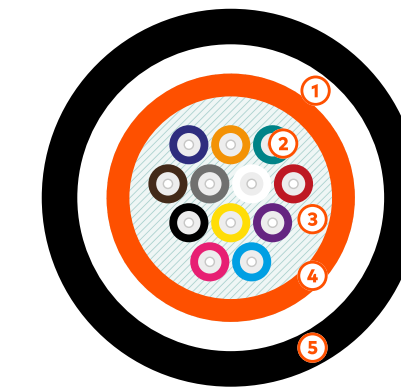
For outdoor installations. Mostly used in building and campus backbone applications. With a degree of rodent protection, effective in several cases.

• ISO/IEC 11801; • EN 50173-1; • IEC 60794-2



Demonstrative 48 fiber cable.

Reels of 2km. Non standards colors, lengths & configurations available on request.



- 1 Glass Yarns
- 2 Colored Coating Fiber
- 3 Filling Gel
- 4 Loose Tube
- 5 Outer Jacket

### SPECIFICATIONS

	Limits
Tensile Strength (Short Term - Installation) - (N)	3000
Crush (N/10cm)	2000
Cable Diameter (mm)	6.7
Nominal Cable Weight (kg/km)	40

### LOGISTIC INFORMATION


	Number of Fibers					
	2	4	6	8	12	24
OM3	81121211502	81121211504	81121211506	81121211508	81121211512	81121211524
OM4	81121211602	81121211604	81121211606	81121211608	81121211612	81121211624
OS2 G652D	81121211102	81121211104	81121211106	81121211108	81121211112	81121211124

## LOOSE TUBE

# Loose Tube Multi-tube Glass Cable 5000N – PE

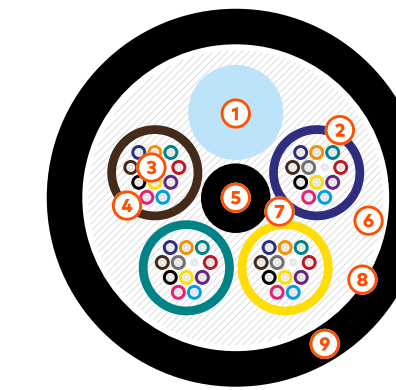
For outdoor installations. Mostly used in building and campus backbone applications. With a degree of rodent protection, effective in many cases.

- ISO/IEC 11801; • EN 50173-1; • IEC 60794-3;
- EN 187 000; • IEC 60794-3-10; • IEC 60794-3-12
- IEC 60794-3-12; • IEC 60793-2-50; • IEC 60793-2-10;
- IEC 60794-1-21; IEC 60794-1-22.



Demonstrative 48 fiber cable.

Reels of 2km. Non standards colors, lengths & configurations available on request.



- 1 Filler
- 2 Loose Tube
- 3 Colored Coating Fiber
- 4 Filling Gel
- 5 Central Strength Member
- 6 Waterproof tape
- 7 Rip-Color
- 8 Glass Yarns
- 9 Outer Jacket

## SPECIFICATIONS

	Limits	
	48	96
Tensile Strength (Short Term - Installation) - (N)	5000	5000
Crush (N/10cm)	3000	3000
Cable Diameter (mm)	11	13
Nominal Cable Weight (kg/km)	103	140

## LOGISTIC INFORMATION

	Number of Fibers	
	48	96
OS2 G652D	81121205148	81121205196

## LOOSE TUBE

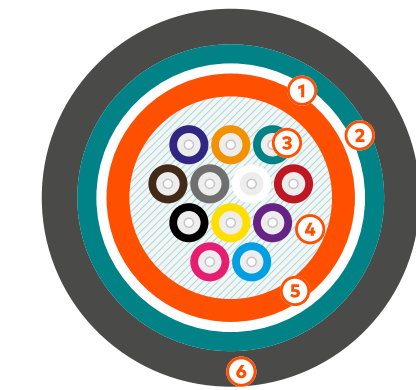
# Unitube Cable with Corrugated Steel 3000N – LSZH

For indoor/outdoor mixed installations. Mostly used in building and campus backbone applications. Rodent proof, characterised by the addition of colorrugated steel.

- ISO/IEC 11801; • EN 50173-1; • EN50575;
- IEC 60794-1; • IEC 60332-1-[1,2]; • IEC 60754-[1,2];
- IEC 61034-[1,2].



**DCA** - with D1 at the end of the code.  
**ECA** - without D1 at the end of the code.  
 Available in different CPR class. Please specify in your request. 2km in reel. Colors, sizes and special configurations available upon confirmation.



- 1 Glass Yarns
- 2 Colorrugated Steel
- 3 Colored Coating Fiber
- 4 Filling Gel
- 5 Loose Tube
- 6 Outer Jacket

## SPECIFICATIONS

	Limits
Tensile Strength (Short Term - Installation) - (N)	3000
Crush (N/10cm)	2200
Cable Diameter (mm)	8.5
Nominal Cable Weight (kg/km)	75

## LOGISTIC INFORMATION

	Number of Fibers					
	2	4	6	8	12	24
OM3	81111212502	81111212504	81111212506	81111212508	81111212512	81111212524
OM4	81111212602	81111212604	81111212606	81111212608	81111212612	81111212624
OS2 G652D	81111212102	81111212104	81111212106	81111212108	81111212112	81111212124
OS2 G657A2	81111212202	81111212204	81111212206	81111212208	81111212212	81111212224



## LOOSE TUBE

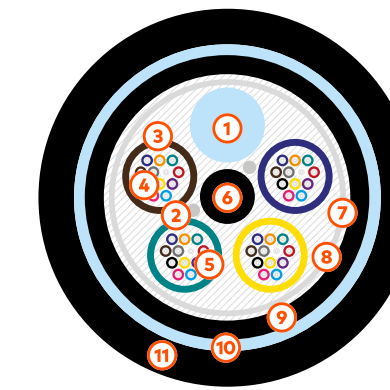
# Multitube Cable with Corrugated Steel 1800N – Double Sheath – LSZH

For indoor and/or outdoor installations. Mostly used in telecom trunk lines, CATV trunk lines. For direct burial and for cases of high risk of rodent attacks.

• EN 187 000; • IEC 60794-3; • IEC 60794-3-10;  
• IEC 60794-3-12; • ISO 11801; • EN 50 173-1.



Demonstrative 48 fiber cable.



- 1 Filler
- 2 Water-blocking Yarn
- 3 Loose Tube
- 4 Colored Coating Fiber
- 5 Filling Gel
- 6 Central Strenght Member
- 7 Waterproof Tape
- 8 Binding Yarn
- 9 Inner Jacket
- 10 Colorrugated Steel
- 11 Outer Jacket

## SPECIFICATIONS

	Limits			
	48	60	96	144
Tensile Strength (Short Term - Installation) - (N)	1800			
Crush (N/10cm)	3000			
Cable Diameter (mm)	14.5	14.5	14.5	19.5
Nominal Cable Weight (kg/km)	265	265	255	445

## LOGISTIC INFORMATION

	Number of Fibers			
	48	60	96	144
OM3	81111206548	81111206560	81111206596	811112065144
OM4	81111206648	81111206660	81111206696	811112066144
OS2 G652D	81111206148	81111206160	81111206196	811112061144

LOOSE TUBE

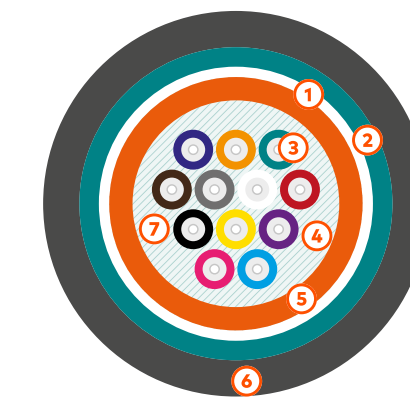
## Unitube Cable with Corrugated Steel 1200N – PE

For outdoor installations. Mostly used in campus backbone applications. Rodent proof, characterized by the addition of Corrugated Steel.

• ISO/IEC 11801 • IEC 60794-1 • IEC 60794-1-21  
• IEC 60794-1-22 • EN 60794-3-12



Delivery length can be tailored under requests of the client.



- 1 Glass Yarns
- 2 Corrugated Steel
- 3 Colored Coating Fiber
- 4 Filling Gel
- 5 Loose Tube
- 6 Outer Jacket
- 7 Ripcord

### SPECIFICATIONS

	Limits
Tensile Strength (Short Term - Installation) - (N)	1200
Crush (N/10cm)	1500
Cable Diameter (mm)	2, 4, 6, 8, 12 fibers 24 fibers
Nominal Cable Weight (kg/km)	2, 4, 6, 8, 12 fibers 24 fibers

### LOGISTIC INFORMATION

	Number of Fibers					
	2	4	6	8	12	24
OS2 G652D	81121226102	81121226104	81121226106	81121226108	81121226112	81121226124
OM3	81121226502	81121226504	81121226506	81121226508	81121226512	81121226524
OM4	81121226602	81121226604	81121226606	81121226608	81121226612	81121226624

LOOSE TUBE

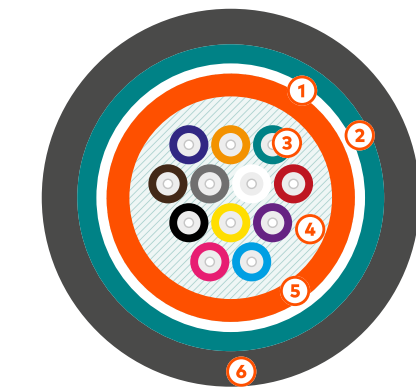
## Unitube Cable with Corrugated Steel 3000N – PE

For indoor/outdoor mixed installations. Mostly used in building and campus backbone applications. Rodent proof, characterised by the addition of Colorrugated Steel.

• ISO/IEC 11801; • EN 50173-1; • IEC 60794-1.



Reels of 2km. Non standards colors, lengths & configurations available on request.



- 1 Glass Yarns
- 2 Colorrugated Steel
- 3 Colored Coating Fiber
- 4 Filling Gel
- 5 Loose Tube
- 6 Outer Jacket

### SPECIFICATIONS

	Limits
Tensile Strength (Short Term - Installation) - (N)	3000
Crush (N/10cm)	2200
Cable Diameter (mm)	8.5
Nominal Cable Weight (kg/km)	75

### LOGISTIC INFORMATION


	Number of Fibers					
	2	4	6	8	12	24
OM3	81121212502	81121212504	81121212506	81121212508	81121212512	81121212524
OM4	81121212602	81121212604	81121212606	81121212608	81121212612	81121212624
OS2 G652D	81121212102	81121212104	81121212106	81121212108	81121212112	81121212124

## LOOSE TUBE

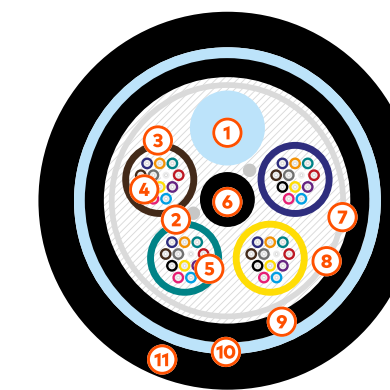
# Multitube Cable with Corrugated Steel 1800N – Double Sheath – PE

For outdoor installations. Mostly used in telecom trunk lines, CATV trunk lines. It is used underground and the corrugated steel provides the cable with greater rodent resistance.

• EN 187 000; • IEC 60794-3; • IEC 60794-3-10; • IEC 60794-3-12; • ISO 11801; • EN 50 173-1.



2km in reel. Colors, sizes and special configurations available upon confirmation.



- 1 Filler
- 2 Water-blocking Yarn
- 3 Loose Tube
- 4 Colored Coating Fiber
- 5 Filling Gel
- 6 Central Strength Member
- 7 Waterproof Tape
- 8 Binding Yarn
- 9 Inner Jacket
- 10 Colorrugated Steel
- 11 Outer Jacket

## SPECIFICATIONS

	Limits
Tensile Strength (Short Term - Installation) - (N)	1800
Crush (N/10cm)	3000
Cable Diameter (mm)	14.5
Nominal Cable Weight (kg/km)	195

## LOGISTIC INFORMATION

	Number of Fibers			
	48	60	96	144
OM3	81121207548	81121207560	81121207596	811212075144
OM4	81121207648	81121207660	81121207696	811212076144
OS2 G652D	81121207148	81121207160	81121207196	811212071144

PATCH CORD

## OS2 G652D

High performance and strong design. High quality connectors; Individually packed. Available with yellow outer jacket. Dust protection caps and cable boots included. Duplex clip in SC, LC and E2000 connector, ST and FC connector without clip.

- ISO/IEC 11801; • EN 50173-1; • IEC 61754-1;
- IEC 61753-1; • IEC 61300.



Non standards colors, lengths & configurations available on request.

### SPECIFICATIONS

	ST	SC	LC	SC/APC	E2000/APC
Insertion Loss (dB)		< 0.2			
Outer Diameter (mm)		2.00x2			
Outer Sheath Color		Yellow			

### PART NUMBER BREAKDOWN - ORDER INFORMATION

**8 1 2 1 2 A A B B M M**


1° CONNECTOR	AA	2° CONNECTOR	BB	METERS	MM
SC	02	SC/APC	01	1	01
ST	03	SC	02	2	02
LC	05	ST	03	3	03
E2000/APC	07	LC	05		
		E2000/APC	07		

PATCH CORD

## OS2 G657A2 Staggered on One Side

High performance and strong design, these patch cords are staggered on one side for easy installation. High quality connectors. Individually packed. Available with yellow outer jacket. Dust protection caps and cable boots included, both green. Duplex clip in SC.

- ISO/IEC 11801 • EN 50173-1 • IEC 61754-20 • IEC 61753-1
- IEC 61300 • EN 60794-1-1 • EN 60793-2-50 • RoHS



Non standards colors, lengths & configurations available on request.

### SPECIFICATIONS

	SC/APC
Insertion Loss (dB)	< 0.2
Outer Diameter (mm)	3,00x2
Outer Sheath Color	Yellow

### PART NUMBER BREAKDOWN - ORDER INFORMATION

**8 1 2 8 2 0 1 0 1 M M**

METERS	1	2	3	5	10	12	15	20	25	30	40	50
MM	01	02	03	05	10	12	15	20	25	30	40	50

PATCH CORD

## OM1 62.5/125

High performance and strong design. High quality connectors. Individually packed. Available with orange outer jacket. Dust protection caps and cable boots included, one black and the other red. Duplex clip in SC and LC connector, ST connector without clip.

- ISO/IEC 11801; • EN 50173-1; • IEC 61754-1;
- IEC 61753-1; • IEC 61300.



Non standards colors, lengths & configurations available on request.

### SPECIFICATIONS

	ST	SC	LC
Insertion Loss (dB)		≤ 0.15	
Outer Diameter (mm)		2.00x2	
Outer Sheath Color		Orange	

### PART NUMBER BREAKDOWN - ORDER INFORMATION

**8 1 2 3 2 A A B B M M**


1° CONNECTOR	A A	2° CONNECTOR	B B	METERS	M M
SC	02	SC	02	1	01
ST	03	ST	03	2	02
LC	05	LC	05	3	03

PATCH CORD

## OM2 50/125

High performance and strong design. High quality connectors. Individually packed. Available with orange outer jacket. Dust protection caps and cable boots included, one black and the other red. Duplex clip in SC and LC connector, ST connector without clip.

- ISO/IEC 11801; • EN 50173-1; • IEC 61754-1;
- IEC 61753-1; • IEC 61300.



Non standards colors, lengths & configurations available on request.

### SPECIFICATIONS

	ST	SC	LC
Insertion Loss (dB)		≤ 0.15	
Outer Diameter (mm)		2.00x2	
Outer Sheath Color		Orange	

### PART NUMBER BREAKDOWN - ORDER INFORMATION

**8 1 2 4 2 A A B B M M**

1° CONNECTOR	A A	2° CONNECTOR	B B	METERS	M M
SC	02	SC	02	1	01
ST	03	ST	03	2	02
LC	05	LC	05	3	03

PATCH CORD

## OM3 50/125

High performance and strong design. High quality connectors. Individually packed. Available with orange outer jacket. Dust protection caps and cable boots included, one black and the other red. Duplex clip in SC and LC connector, ST connector without clip.

- ISO/IEC 11801; • EN 50173-1; • IEC 61754-1;
- IEC 61753-1; • IEC 61300.



Non standards colors, lengths & configurations available on request.

### SPECIFICATIONS

	ST	SC	LC
Insertion Loss (dB)		≤ 0.15	
Outer Diameter (mm)		2.00x2	
Outer Sheath Color		Aqua	

### PART NUMBER BREAKDOWN - ORDER INFORMATION

**8 1 2 5 2 A A B B M M**


1° CONNECTOR	A A	2° CONNECTOR	B B	METERS	M M
SC	02	SC	02	1	01
ST	03	ST	03	2	02
LC	05	LC	05	3	03

PATCH CORD

## OM4 50/125

High performance and strong design. High quality connectors. Individually packed. Available with purple outer jacket. Dust protection caps and cable boots included, one black and the other red. Duplex clip in SC and LC connector.

- ISO/IEC 11801; • EN 50173-1; • IEC 61754-1;
- IEC 61753-1; • IEC 61300.



Non standards colors, lengths & configurations available on request.

### SPECIFICATIONS

	SC	LC
Insertion Loss (dB)		≤ 0.15
Outer Diameter (mm)		2.00x2
Outer Sheath Color		Purple

### PART NUMBER BREAKDOWN - ORDER INFORMATION

**8 1 2 6 2 A A B B M M**

1° CONNECTOR	A A	2° CONNECTOR	B B	METERS	M M
SC	02	SC	02	1	01
LC	05	LC	05	2	02
				3	03

## PATCH CORD

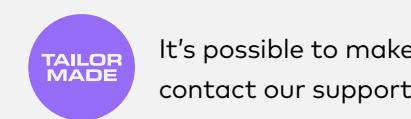
# OM5 50/125

High performance and strong design. High quality connectors. Individually packed. Available with lime green outer jacket. Dust protection caps and cable boots included, one black and the other red. Duplex clip in SC and LC connector.

- ISO/IEC 11801; • EN 50173-1; • IEC 61754-1;
- IEC 61753-1; • IEC 61300.



Non standards colors, lengths & configurations available on request.



It's possible to make a configuration to your needs, contact our support team.



## SPECIFICATIONS

	SC	LC
Insertion Loss (dB)		< 0.2
Outer Diameter (mm)		2.00x2
Outer Sheath Color		Green Lime

## CUSTOMIZATION - HIGGS BY BARPA

You can order this customized, what you need to consider

Choose the cable length you want

Choose which type of connector you need (SC or LC connector)



## PIGTAIL

# OS2 G652D

barpa Singlemode Simplex Fiber Optic Pigtail provides a fast way to make factory terminations in the field, which can easily be fusion or mechanically spliced in a protective case to an existing fiber. Produced from the highest quality optical fiber using LSZH cable jacket, terminated with ceramic ferrule connector assuring a high transmission quality.

• ISO/IEC 11801; • EN 50173-1; • IEC 61754-1;  
• IEC 61753-1; • IEC 61300.



Non standards colors, lengths & configurations available on request.



It's possible to make a configuration to your needs, contact our support team.

## SPECIFICATIONS

	ST	SC	SC/APC	FC	LC/APC	E2000/APC	LC
Insertion Loss (dB)				< 0.2			
Outer Diameter (mm)				0.9			
Outer Sheath Color				Yellow			

## LOGISTIC INFORMATION

						Box
Code	Description	Connector	Length (mm)	Dimensions (mm)	Quantity (un)	
81303101010	Pigtail OS2 G652D ST	ST				
81302101010	Pigtail OS2 G652D SC	SC				
81301101010	Pigtail OS2 G652D SC/APC	SC/APC				
81306101010	Pigtail OS2 G652D FC	FC	1.5	220x220x225	200	
81304101010	Pigtail OS2 G652D LC/APC	LC/APC				
81310701010	Pigtail OS2 G652D E2000/APC	E2000/APC				
81305101010	Pigtail OS2 G652D LC	LC				

## PIGTAIL

# OS2 G657A2

barpa Singlemode Simplex Fiber Optic Pigtail provides a fast way to make factory terminations in the field, which can easily be fusion or mechanically spliced in a protective case to an existing fiber. Produced from the highest quality optical fiber using LSZH cable jacket, terminated with ceramic ferrule connector assuring a high transmission quality.

• ISO/IEC 11801; • EN 50173-1; • IEC 61754-1;  
• IEC 61753-1; • IEC 61300.



Non standards colors, lengths & configurations available on request.



It's possible to make a configuration to your needs, contact our support team.

## SPECIFICATIONS

	ST	SC	SC/APC	FC	LC/APC	LC
Insertion Loss (dB)				< 0.2		
Outer Diameter (mm)				0.9		
Outer Sheath Color				Yellow		

## LOGISTIC INFORMATION

						Box
Code	Description	Connector	Length (mm)	Dimensions (mm)	Quantity (un)	
81303102010	Pigtail OS2 G657A2 ST	ST				
81302102010	Pigtail OS2 G657A2 SC	SC				
81301102010	Pigtail OS2 G657A2 SC/APC	SC/APC				
81306102010	Pigtail OS2 G657A2 FC	FC	1.5	220x220x225	200	
81304102010	Pigtail OS2 G657A2 LC/APC	LC/APC				
81305102010	Pigtail OS2 G657A2 LC	LC				

## PIGTAIL

# OS2 G657B3

barpa Singlemode Simplex Fiber Optic Pigtail provides a fast way to make factory terminations in the field, which can easily be fusion or mechanically spliced in a protective case to an existing fiber. Produced from the highest quality optical fiber using LSZH cable jacket, terminated with ceramic ferrule connector assuring a high transmission quality.

• ISO/IEC 11801; • EN 50173-1; • IEC 61754-1;  
• IEC 61753-1; • IEC 61300.



Non standards colors, lengths & configurations available on request.



It's possible to make a configuration to your needs, contact our support team.

## SPECIFICATIONS

	ST	SC	SC/APC	FC	LC
Insertion Loss (dB)			< 0.2		
Outer Diameter (mm)			0.9		
Outer Sheath Color			Yellow		

## LOGISTIC INFORMATION

						Box
Code	Description	Connector	Length (mm)	Dimensions (mm)	Quantity (un)	
81303107010	Pigtail OS2 G657B3 ST	ST				
81302107010	Pigtail OS2 G657B3 SC	SC				
81301107010	Pigtail OS2 G657B3 SC/APC	SC/APC	1.5	220x220x225	200	
81306107010	Pigtail OS2 G657B3 FC	FC				
81305107010	Pigtail OS2 G657B3 LC	LC				

## PIGTAIL

# OM1 62.5/125

barpa Multimode Simplex Fiber Optic Pigtail provides a fast way to make factory terminations in the field, which can easily be fusion or mechanically spliced in a protective case to an existing fiber. Produced from the highest quality optical fiber using LSZH cable jacket, terminated with ceramic ferrule connector assuring a high transmission quality.

• ISO/IEC 11801; • EN 50173-1; • IEC 61754-1;  
• IEC 61753-1; • IEC 61300.



Non standards colors, lengths & configurations available on request.

## SPECIFICATIONS

	ST	SC	LC
Insertion Loss (dB)		< 0.2	
Outer Diameter (mm)		0.9	
Outer Sheath Color		Orange	

## LOGISTIC INFORMATION

						Box
Code	Description	Connector	Length (mm)	Dimensions (mm)	Quantity (un)	
81303103020	Pigtail OM1 ST	ST				
81302103020	Pigtail OM1 SC	SC	1.5	220x220x225	200	
81305103020	Pigtail OM1 LC	LC				

## PIGTAIL

# OM2 50/125

barpa Multimode Simplex Fiber Optic Pigtail provides a fast way to make factory terminations in the field, which can easily be fusion or mechanically spliced in a protective case to an existing fiber. Produced from the highest quality optical fiber using LSZH cable jacket, terminated with ceramic ferrule connector assuring a high transmission quality.

• ISO/IEC 11801; • EN 50173-1; • IEC 61754-1;  
• IEC 61753-1; • IEC 61300.



Non standards colors, lengths & configurations available on request.



It's possible to make a configuration to your needs, contact our support team.

## SPECIFICATIONS

	ST	SC	LC
Insertion Loss (dB)		< 0.2	
Outer Diameter (mm)		0.9	
Outer Sheath Color		Orange	

## LOGISTIC INFORMATION

						Box
Code	Description	Connector	Length (mm)	Dimensions (mm)	Quantity (un)	
81303104020	Pigtail OM2 ST	ST				
81302104020	Pigtail OM2 SC	SC	1.5	220x220x225	200	
81305104020	Pigtail OM2 LC	LC				

## PIGTAIL

# OM3 50/125

barpa Multimode Simplex Fiber Optic Pigtail provides a fast way to make factory terminations in the field, which can easily be fusion or mechanically spliced in a protective case to an existing fiber. Produced from the highest quality optical fiber using LSZH cable jacket, terminated with ceramic ferrule connector assuring a high transmission quality.

• ISO/IEC 11801; • EN 50173-1; • IEC 61754-1;  
• IEC 61753-1; • IEC 61300.



Non standards colors, lengths & configurations available on request.



It's possible to make a configuration to your needs, contact our support team.

## SPECIFICATIONS

	ST	SC	LC
Insertion Loss (dB)		< 0.2	
Outer Diameter (mm)		0.9	
Outer Sheath Color		Aqua	

## LOGISTIC INFORMATION

						Box
Code	Description	Connector	Length (mm)	Dimensions (mm)	Quantity (un)	
81303105040	Pigtail OM3 ST	ST				
81302105040	Pigtail OM3 SC	SC	1.5	220x220x225	200	
81305105040	Pigtail OM3 LC	LC				

## PIGTAIL

# OM4 50/125

barpa Multimode Simplex Fiber Optic Pigtail provides a fast way to make factory terminations in the field, which can easily be fusion or mechanically spliced in a protective case to an existing fiber. Produced from the highest quality optical fiber using LSZH cable jacket, terminated with ceramic ferrule connector assuring a high transmission quality.

• ISO/IEC 11801; • EN 50173-1; • IEC 61754-1;  
• IEC 61753-1; • IEC 61300.



Non standards colors, lengths & configurations available on request.



It's possible to make a configuration to your needs, contact our support team.

## SPECIFICATIONS

	SC	LC
Insertion Loss (dB)		< 0.2
Outer Diameter (mm)		0.9
Outer Sheath Color		Purple

## LOGISTIC INFORMATION

						Box
Code	Description	Connector	Length (mm)	Dimensions (mm)	Quantity (un)	
81302106030	Pigtail OM4 SC	SC	1.5	220x220x225	200	
81305106030	Pigtail OM4 LC	LC				

## PIGTAIL

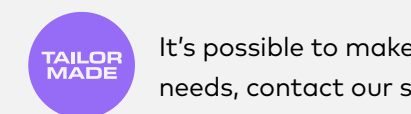
# OM5 50/125

Barpa Multimode Simplex Fiber Optic Pigtail provides a fast way to make factory terminations in the field, which can easily be fusion or mechanically spliced in a protective case to an existing fiber. Produced from the highest quality optical fiber using LSZH cable jacket, terminated with ceramic ferrule connector assuring a high transmission quality.

• ISO/IEC 11801; • EN 50173-1; • IEC 61754-1;  
• IEC 61753-1; • IEC 61300.



Non standards colors, lengths & configurations available on request.



It's possible to make a configuration to your needs, contact our support team.



## SPECIFICATIONS

	SC	LC
Insertion Loss (dB)		< 0.2
Outer Diameter (mm)		0.9
Outer Sheath Color		Green Lime

## CUSTOMIZATION - HIGGS BY BARPA

You can order this customized, what you need to consider

Choose the cable length you want

Choose which type of connector you need (SC or LC connector)



## ADAPTER

# SC

High reliability and precision alignment. Easy to use. Can be widely used for FTTX, passive optical network (OPN) and cable TV network (CATV). Low Insertion loss and return loss. Good repeatability, changeability and temperature stabilization. Dust protections caps. Allow fitting in the bulkheads either with a nut or with clips.

• ISO/IEC 11801 • EN 50173-1 • IEC 61754-20 • IEC 61753-1 • IEC 61300 • RoHS



Non standards colors, lengths & configurations available on request.

## LOGISTIC INFORMATION

Code	Description	Connector	Category	Type	Color	Quantity (un)
81411021041	Adapter OS2 SC Simplex with Flange Snap-In	SC	OS2	Simplex	Blue	12
81410213011	Adapter OM2 SC Simplex with Flange Snap-In	SC	OM2	Simplex	Gray	12
81411024031	Adapter OM3 SC Simplex with Flange Snap-In	SC	OM3	Simplex	Aqua	12
81411025061	Adapter OM4 SC Simplex with Flange Snap-In	SC	OM4	Simplex	Purple	12
81411026070	Adapter OM5 SC Simplex with Flange Snap-In	SC	OM5	Simplex	Lime Green	12
81411011051	Adapter OS2 SC/APC Simplex with Flange Snap-In	SC/APC	OS2	Simplex	Green	12
81411091051	Adapter OS2 SC/APC Simplex with Cover	SC/APC	OS2	Simplex	Green	12
81411111051	Adapter OS2 SC/APC Simplex with Cover without Flange	SC/APC	OS2	Simplex	Green	12
81412121041	Adapter OS2 SC Duplex without Flange Snap-In	SC	OS2	Duplex	Blue	12
81412021041	Adapter OS2 SC Duplex with Flange Snap-In	SC	OS2	Duplex	Blue	12
81412023011	Adapter OM2 SC Duplex with Flange Snap-In	SC	OM2	Duplex	Gray	12
81412024031	Adapter OM3 SC Duplex with Flange Snap-In	SC	OM3	Duplex	Aqua	12
81412025061	Adapter OM4 SC Duplex with Flange Snap-In	SC	OM4	Duplex	Purple	12
81412026070	Adapter OM5 SC Duplex with Flange Snap-In	SC	OM5	Duplex	Lime Green	12
81412011051	Adapter OS2 SC/APC Duplex with Flange Snap-In	SC/APC	OS2	Duplex	Green	12
81412091051	Adapter OS2 SC/APC Duplex with Cover	SC/APC	OS2	Duplex	Green	12
81412131051	Adapter OS2 SC/APC Duplex without Flange Snap-In	SC/APC	OS2	Duplex	Green	12

## ADAPTER

### LC

High reliability and precision alignment. Easy to use. Can be widely used for FTT, passive optical network (OPN) and data center. Low Insertion loss and Return loss. Good repeatability, changeability and temperature stabilization. Include dust protections caps. Allow fitting in the bulkheads patch panel either with a screw or with clips.

• ISO/IEC 11801 • EN 50173-1 • IEC 61754-20 • IEC 61753-1 • IEC 61300 • RoHS



Non standards colors, lengths & configurations available on request.

#### LOGISTIC INFORMATION

Code	Description	Connector	Category	Type	Color	Quantity (un)
81412041051	Adapter OS2 LC/APC Duplex with Flange Snap-In	LC/APC	OS2	Duplex	Green	12
81412051041	Adapter OS2 LC Duplex with Flange Snap-In	LC	OS2	Duplex	Blue	12
81412053011	Adapter OM2 LC Duplex with Flange Snap-In	LC	OM2	Duplex	Grey	12
81412054031	Adapter OM3 LC Duplex with Flange Snap-In	LC	OM3	Duplex	Aqua	12
81412055061	Adapter OM4 LC Duplex with Flange Snap-In	LC	OM4	Duplex	Purple	12
81412056070	Adapter OM5 LC Duplex with Flange Snap-In	LC	OM5	Duplex	Lime Green	12
81413053011	Adapter OM2 LC Quadruplex with Flange Snap-In	LC	OM2	Quadruplex	Grey	12
81413054031	Adapter OM3 LC Quadruplex with Flange Snap-In	LC	OM3	Quadruplex	Aqua	12
81413055061	Adapter OM4 LC Quadruplex with Flange Snap-In	LC	OM4	Quadruplex	Purple	12
81413056070	Adapter OM5 LC Quadruplex with Flange Snap-In	LC	OM5	Quadruplex	Lime Green	12

## ADAPTER

### FC / ST / E2000

High reliability and precision alignment. Increase panel density, save space. Easy to use. Low Insertion loss and Return loss. Good repeatability, changeability and temperature stabilization. Include dust protections caps.

• ISO/IEC 11801; • EN 50173-1; • IEC 61754;  
• IEC 61753-1; • IEC 61300.



Non standards colors, lengths & configurations available on request.

#### LOGISTIC INFORMATION

Code	Description	Connector	Categoria	Type	Color	Quantity (un)
81411031021	Adapter OS2 ST Simplex	ST	OS2	Simplex	Silver/Yellow Cap	12
81411033021	Adapter OM2 ST Simplex	ST	OM2	Simplex	Silver/Red Cap	12
81411061021	Adapter OS2 FC Simplex	FC	OS2	Simplex	Silver/Red Cap	12
81411071051	Adapter OS2 E2000/APC Simplex	E2000/APC	OS2	Simplex	Green	12
81411081041	Adapter OS2 E2000 Simplex	E2000	OS2	Simplex	Blue	12
81411101051	Adapter OS2 E2000/APC-SC/APC Simplex	E2000/APC-SC/APC	OS2	Simplex	Green	12

## PATCH PANEL

# Ultra High Density Patch Panel

barpa UHD Fiber Optic Patch Panel is a standard 19-inch unit. It is used to manage optical fibers, accommodating up to 144 fibers in 1U of rack space. Its modular design makes it adaptable for various types of barpa UHD fiber cassettes. Featuring a drawer design for easy access, this panel is available in black and comes in different sizes.

- ISO/IEC 11801; • EN 50173-1; • IEC 61754-1;
- ANSI/TIA-568.3-E; • EIA 19-inch



**TAILOR MADE** It's possible to make a configuration to your needs, contact our support team.

## SPECIFICATIONS

	1U	2U	4U
Color	Black (RAL 9004)		
Material	SPCC Cold Rolled Steel 1,2mm		
Dimensions	483x350x45mm	483x350x89mm	483x350x178mm
Weight	5,40 kg	9,08 kg	16,60 kg
Operation Temperature	-40°C to +75°C		
Storage Temperature	-40°C to +75°C		
Max N° of Cassettes	8 Fibers	18	36
	12 Fibers	12	24
		36	72
		24	48

## LOGISTIC INFORMATION

Code	Description	Size (mm)	Gross Weight (kg)	Net Weight (kg)	Quantity (un)
81504010100	Empty Fiber Optic UHD Patch Panel 1U Sagitta	575x475x130	6,30	5,40	1
81504010200	Empty Fiber Optic UHD Patch Panel 2U Sagitta	575x475x185	10,10	9,08	1
81504010400	Empty Fiber Optic UHD Patch Panel 4U Sagitta	575x475x275	17,75	16,60	1

## PATCH PANEL

# Patch Panel

barpa's Fiber Optic Patch Panel is a standard 19" designed for simplicity without compromising on essential components. This panel is engineered for managing optical fiber terminations and splices, accommodating up to 48 or 96 fibers within just 1U of rack space. With a drawer design for easy access and adjustable in depth, this panel is available in black color.

• EIA 19-inch.



Adapters not included.



It's possible to make a configuration to your needs, contact our support team.



## SPECIFICATIONS

Thickness (mm)	Main Body: 1.2 Mounting Brackets: 2.0
Material	SPCC Steel
Color	Black (RAL 9005)
Dimensions (mm)	482.6 x 240.0 x 44.0

## LOGISTIC INFORMATION

Code	Description	Capacity	Unit Weight (kg)	Inner Box		Outer Box	
				Dimensions (mm)	Quantity (un)	Dimensions (mm)	Quantity (un)
81501010401	Patch Panel for 24 SC Duplex or 24 LC Quadriplex	48 or 96 fibers					
81501010402	Patch Panel for 24 SC Simplex or 24 LC Duplex	24 or 48 fibers	2.95	535x325x50	1	550x275x345	5
81501010403	Patch Panel for 24 ST	24 fibers					

## PATCH PANEL

# Fiber Optic Patch Panel with Cable Management

barpa Fiber Optic Patch Panel with cable management is a standard 19". Supplied with pre-configured front panel for fast and easy installation. With a high quality material, transparent cover and a good dust-proof, it's used for manage optical fiber terminations and splices up to 48 fibers in 1U of rack space. With a sliding drawer design for easy access and with cable management and front cover, the panel are available in black colour.

• EIA 19-inch.



It's possible to make a configuration to your needs, contact our support team.

## SPECIFICATIONS

Adapter Type	SC Duplex / SC Simplex
Color	Black (RAL9005)
Dimension (mm)	483x303x46

## LOGISTIC INFORMATION

Code	Description	Capacity (Fibers)	Unit Weight (kg)	Inner box		Outer Box	
				Size (mm)	Quantity (un)	Size (mm)	Quantity (un)
81501010301	Patch Panel with Cable Management for 24 SC Duplex V1 *	48	4,6	520x360x85	1	530x380x280	3
81501010302	Patch Panel with Cable Management for 24 SC Simplex V1	24					

\* This version can only use SC Duplex without flange 81412121040 or 81412131050 (SC/APC)

## PATCH PANEL

# Splitter Patch Panel

The barpa Splitter Patch Panel is an unit to hold PLC splitters. Steel construction with Black Powder Coating. Specially designed for GPON barpa solution.

You can purchase this single product or you can customize per your needs (with splitters and adapters).



**TAILOR MADE** It's possible to make a configuration to your needs, contact our support team.

## SPECIFICATIONS

Adapter Type	SC Simplex
Thickness (mm)	1,5
Color	Black (RAL9005)
Dimmension (mm)	484x44,8x207
Weight (kg)	2,4

## LOGISTIC INFORMATION

Code	For Splitters	Max Number of Splitters	Connector	Quantity inner box	Measurement Inner box (cm)
81503110210	1x2	8	SC Simplex	1	50x22x5,5
81503110410	1x4	5	SC Simplex	1	
81503110810	1x8	3	SC Simplex	1	

PATCH PANEL

## 3 Tech Patch Panel

barpa 3 Tech Patch Panel is a 19" standard that offers flexibility and compact design for your network in only 1U of a rack space. Engineered for versatility, this product accommodates a variety of front plates and a splice tray to meet different connectivity requirements. Choose from copper, fiber and coaxial options to tailor your panel to your specific needs.

• EIA 19-inch.



### SPECIFICATIONS

Front Plates	6 RJ45 Ports   6 SC Simplex Ports   6 SC Duplex Ports   8 CC   Blank   6 Ports with Splice Tray
Thickness (mm)	1,2
Material	SPCC Steel
Color	Black (RAL 9005)
Dimensions (mm)	482,6 x 107,5 x 44,0
Weight (kg)	0,55

### LOGISTIC INFORMATION

Code	Description	Paper Bag		Inner Box		Outer Box	
		Dimensions (mm)	Quantity (un)	Dimensions (mm)	Quantity (un)	Dimensions (mm)	Quantity (un)
82251101000	Empty 3 Tech Patch Panel 1U	-	-	510x130x50	1	530x430x280	18
82251100001	Blank Front Plate 3 Tech Patch Panel	90x160	1	-	-	260x230x230	70
82251100003	Front Plate 3 Tech Patch Panel for 8 CC	90x160	1	-	-	260x230x230	70
82251100004	Front Plate 3 Tech Patch Panel for 6 SC Duplex	90x160	1	-	-	260x230x230	70
82251100005	Front Plate 3 Tech Patch Panel for 6 SC Simplex	90x160	1	-	-	260x230x230	70
82251100006	Front Plate 3 Tech Patch Panel for 6 RJ45 Ports	90x160	1	-	-	260x230x230	70
82251100002	Front Plate 3 Tech Patch Panel with Splice Tray	For more information about this product, please see page 50.					
82251100007	3 Tech Patch Panel 1U + 6xSC Duplex Front Plate, 6xRJ45 Front Plate + 8 CC Front Plate	To order the empty panel along with three individual front plates (6x SC Duplex, 6x RJ45, and 8 CC), please use the following code.					



## HIGH DENSITY SUB-RACK

# High Density Sub-Rack

barpa Fiber Optic High Density Sub-Rack is designed based on 4 rack unit height for use as a rack mount interconnect point where connectivity of up to 144/288 fibers is desired. With a modular design, it is suitable for environments where maximum flexibility is required, typically in data centers and telecommunications closets.

• EIA 19-inch.



Adapters and pigtails not included.



It's possible to make a configuration to your needs, contact our support team.

## LOGISTIC INFORMATION

Code	Description	Max. Capacity (Fibers)	Unit Weight (kg)	Inner Box		Outer Box	
				Dimensions (mm)	Quantity (un)	Dimensions (mm)	Quantity (un)
81502010000	Empty High Density Sub-Rack	144/288	6	500x350x240	1	-	-
81502010600	Empty Splice Tray	-	0.15				
81502010100	SC/APC Tray with adapter and pigtail OS2 G652D	12	0.25				
81502010200	SC Tray with adapter and pigtail OS2 G652D	12	0.25				
81502010300	LC Tray with adapter and pigtail OS2 G652D	24	0.22	280x200x130	12	420X290X300	48
81502010400	LC/APC Tray with adapter and pigtail OS2 G652D	24	0.22				
81502010500	E2000 Tray with adapter and pigtail OS2 G652D	12	0.32				
81502010700	Blind cover	-	-	-	-	-	1

PRE-TERMINATED

## Higgs Plus Fiber Patch Cord

Premium Plus Fiber Optic Patch Cords are manufactured to interconnect, or cross connect fiber networks within structured cabling systems in entrance facilities, telecommunications rooms, data centers, horizontal distribution, and equipment distribution areas.

- Designed, manufactured and distributed under the quality management system ISO9001:2015.
- ISO/IEC 11801; • EN 50173; • IEC 61300-3-35;
- IEC 61755; • IEC 61754 ; • Telcordia GR326.



**TAILOR MADE** It's possible to make a configuration to your needs, contact our support team.

For assistance customizing the cable you need, please contact tech support.  
MTP® PRO from US Conec.

### CHART FOR LOGISTIC INFORMATION

Category	Jacket Type	Cable Diameter	Number of fibers	Conector A	Conector B	Length
OS2 G652D	LSZH	2,0 mm	1 - Simplex	SC	SC	3 - 1000 meters
OS2 G657A2	LSZH Eca	3,0 mm	2 - Duplex	SC/APC	SC/APC	
OS2 G657B3	LSZH Dca			LC	LC	
OM2	LSZH Cca			LC/APC	LC/APC	
OM3	LSZH B2ca			LC Uniboot	LC Uniboot	
OM4						
OM5						

PRE-TERMINATED

## Higgs Pre-terminated Fiber Trunk Cable

Pre-Terminated Fiber Optic Trunk Cables are manufactured to interconnect, or cross connect fiber networks within structured cabling systems in entrance facilities, telecommunications rooms, data centers, horizontal distribution, and equipment distribution areas.

- Designed, manufactured and distributed under the quality management system ISO9001:2015;
- IEC 61300-3-35; • IEC 61755; • IEC 61754 ;
- Telcordia GR326; • ISO/IEC11801.



**TAILOR MADE** It's possible to make a configuration to your needs, contact our support team.

For assistance customizing the cable you need, please contact tech support.  
MTP® PRO from US Conec.

### CHART FOR LOGISTIC INFORMATION

Category	Cable Type	CPR (in case of LSZH jacket)	Number of Fibers	Conector A	Conector B	Type of Fanout (in case of Unitube cable)	Type of Pulling Eye	Pulling Eye - Ends	Length
OS2 G652D	Distribution Tight Buffer	Eca	2	SC	SC	0,9mm	IP68	Both Ends	10 - 1000 meters
OS2 G657A2	Unitube PE Loose Tube	Dca	4	SC/APC	SC/APC	2mm	IP10 (expandable sleeve)	One end	
OS2 G657B3	Unitube LSZH Loose Tube	Cca	6	LC	LC	3mm	None		
OM2	Drop Tight Buffer	B2ca	8	LC/APC	LC/APC				
OM3	Cable for MPO Loose Tube		12	LC Uniboot	LC Uniboot				
OM4			24	MTP® PRO Female	MTP® PRO Female				
OM5				MTP® PRO Male	MTP® PRO Male				
				MTP® PRO APC Female	MTP® PRO APC Female				
				MTP® PRO APC Male	MTP® PRO APC Male				
					None				

PRE-CONNECTED

## Lynx Fiber Box

Designed for FTTH applications. Composed with 1, 2 or 4 fibers directly connected to SC/APC inside of wall outlet. Provide quick and secure installation from the subscriber to the Multi Dwelling Unit. On one side of drop cable are connected in the box with SC/APC adapters with shutter for laser protection (no splice) and the other side is mini drop cable open with pulling eye. Mini Drop Cable OS2 G657A2.

- ISO/IEC 11801; • EN 50173-1; • EN50575;
- IEC 60794-2; • IEC 60332-1-[1,2]; • IEC 60754-[1,2];
- IEC 61034-[1,2]; • ANSI/TIA-568-D; • ITU G657.



It's possible to make a configuration to your needs, contact our support team.

### SPECIFICATIONS

ITU	OS2 G657A2
Coating Fiber	Tightly buffered fibres 250µm
Color	1 - red / 2 - blue / 3 - green / 4 - yellow
Sheath	White
Material	LSZH Class Dca

### ORDER INFORMATION

Code	Category	Meters	Number of fibers/ adapters SC Simplex	Inner Box		Outer Box		
				Measurement (mm)	Weight (kg)	Quantity (un)	Measurement (mm)	Weight (kg)
81701010020	G657A2	20	1	265x255x55	0,6	16	540x400x300	8
81701010030	G657A2	30	1					
81701010040	G657A2	40	1					
81701010050	G657A2	50	1					
81701020020	G657A2	20	2					
81701020030	G657A2	30	2					
81701020040	G657A2	40	2					
81701020050	G657A2	50	2					
81701040020	G657A2	20	4					
81701040030	G657A2	30	4					
81701040040	G657A2	40	4					
81701040050	G657A2	50	4					

## SPLITTER

### Mini Type PLC Splitter

Planar lightwave circuit (PLC) splitter is a type of optical power management device that is fabricated using silica optical waveguide technology. It features small size, high reliability, wide operating wavelength range and good channel-to-channel uniformity. Especially applicable to PON (EPON, GPON, BPON, FTTX, etc.)

to connect the MDF (main distribution frame) and the terminal equipment and to branch the optical signal.

- GR-1209-CORE; • GR-1221-CORE



## LOGISTIC INFORMATION

Code	1xN	Connector	Quantity (un)	Measurement Inner box (cm)
81441111102	1x2	SC/APC	1	215x140
81441111104	1x4	SC/APC	1	
81441111108	1x8	SC/APC	1	
81441111116	1x16	SC/APC	1	
81441111132	1x32	SC/APC	1	

## BOX

### Wall Termination Box

Barpa Terminal Box is used in FTTH access network, CATV networks and LAN. Suitable for inside applications, with the function of mechanical splice or fusion. White.



Adapters and pigtails not included.

## LOGISTIC INFORMATION

Code	Unit Weight (kg)	Dimensions (mm)	Inner Box		Outer Box	
			Dimensions (mm)	Quantity (un)	Dimensions (mm)	Quantity (un)
81601010020	0.09	130x84x24	134x96x33	1	500x420x360	150

BOX

## Wall Termination Box

barpa Terminal Box is used in FTTH access network, CATV networks and LAN. Suitable for inside applications, with the function of mechanical splice or fusion. With a good dust-proof design, fits 4 adapters with a lock structure for protection. White.



Adapters and pigtails not included. Use one adapter with no flange.

### LOGISTIC INFORMATION

Code	Unit Weight (kg)	Dimensions (mm)	Inner Box		Outer Box	
			Dimensions (mm)	Quantity (un)	Dimensions (mm)	Quantity (un)
81601010040	0.074	101x81x29	106x88x34	1	490x350x370	150

BOX

## Distribution Box 8 Fibers

barpa Distribution Box is used in FTTH access network and accommodates 8 fibers. Suitable for inside or outside applications, with the function of mechanical splice or fusion, was designed to enlarge fiber capacity and save cost. With a waterproof, dust-proof and wet-proof design, with total enclosed structure, uses lock type structure for safe use. IP65. White.



### LOGISTIC INFORMATION

Code	Unit Weight (kg)	Dimensions (mm)	Inner Box		Outer Box	
			Dimensions (mm)	Quantity (un)	Dimensions (mm)	Quantity (un)
81602010040	0.20	165x100x30	182x130x37	1	660x385x210	50

BOX

## Distribution Box 12 Fibers



barpa Distribution Box is used in FTTH access network and accomodates 12 fibers. Suitable for inside or outside applications, with the function of mechanical splice or fusion, was designed to enlarge fiber capacity and save cost. With a waterproof, dust-proof and wet-proof design, has a total enclosed structure. IP65. Grey.

### LOGISTIC INFORMATION

Code	Unit Weight (kg)	Dimensions (mm)	Inner Box		Outer Box	
			Dimensions (mm)	Quantity (un)	Dimensions (mm)	Quantity (un)
81602020120	0.345	197x110x43	233x126x50	1	560x270x255	20

BOX

## Distribution Box 24 Fibers



barpa Distribution Box is used in FTTH access network. Suitable for inside or outside applications, with the function of mechanical splice or fusion, was designed to enlarge fiber capacity and save cost. With a waterproof, dust-proof and wet-proof design, has a total enclosed structure. IP55. Grey. With a capacity of 24 fibers.

### LOGISTIC INFORMATION

Code	Unit Weight (kg)	Dimensions (mm)	Inner Box		Outer Box	
			Dimensions (mm)	Quantity (un)	Dimensions (mm)	Quantity (un)
81602020240	0.650	265x155x54	277x167x61	1	580x355x36	20

**BOX**

## Termination Box 24 Fibers



barpa Termination Box is used in FTTH access network as a termination point for the feeder cable to connect with drop cable. Suitable for inside or outside applications, with the function of mechanical splice or fusion, was designed to enlarge fiber capacity and save cost. With a waterproof, dust-proof and wet-proof design, has a total enclosed structure. IP65. White. With a capacity of 24 fibers.

**LOGISTIC INFORMATION**

Code	Unit Weight (kg)	Dimensions (mm)	Inner Box		Outer Box	
			Dimensions (mm)	Quantity (un)	Dimensions (mm)	Quantity (un)
81602030241	1.3	331x274x96	325x245x105	1	500x330x525	8

**BOX**

## Wall Distribution Box

a stick with fiber attention, 6 small cable ties, 4 cage nut fixing set and blanks for unused ports.



barpa Wall Distribution Box is wall mounted. Supplied with pre-configured front panel for fast and easy installation, available to SC duplex, SC simplex and ST. With a high quality material and a good dust-proof, each panel includes pre-installed splice cassettes, 2 cable glands,

**LOGISTIC INFORMATION**

Code	Description	Unit Weight (kg)	Dimensions (mm)	Inner Box		Outer Box	
				Dimensions (mm)	Quantity (un)	Dimensions (mm)	Quantity (un)
81602040200	12 SC Duplex	5.0	434x383x56	450x400x75	1	470x420x270	3
81602040300	12 SC Simplex						
81602040400	12 ST						



**BOX**

## Wall Mounted Splitter Distribution Box

The barpa Wall Mounted Splitter Distribution box is an box to hold PLC splitters. Steel construction with Black Powder Coating. Specially designed for GPON barpa solution. You can purchase this single product or you can customize per your needs (with splitters and adapters).



It's possible to make a configuration to your needs, contact our support team.

**BOX**

## DIN Rail Box

barpa's Fiber Optic DIN Rail Box is designed typically for industrial environments that demand robust and reliable solutions. This box provides distribution and terminal connections for a variety of optical fiber systems where optical cables, patch cords, or pigtails need to be efficiently connected in limited spaces. With a compact design, this box can be used with different ports and

offers secure cable entries and an integrated fiber optic splice tray. This product helps you to ensure performance and durability in demanding environments.

- Directive 2011/65/EU (RoHS) • IEC 60715 • TIA/EIA-568
- ISO/IEC 11801 • ANSI/TIA-568.3-D



### LOGISTIC INFORMATION

Code	Connector	Quantity Inner box (un)	Measurement Inner box (cm)
81602050320	SC Simplex	1	35x22x10

### LOGISTICS INFORMATION

Code	Description	Inner Box		Outer Box	
		Dimensions (mm)	Quantity (un)	Dimensions (mm)	Quantity (un)
81603011201	FO DIN Rail Box for 12 SC Simplex	177x160x47	1	350x350x350	36
81603010801	FO DIN Rail Box for 8 SC Simplex	177x160x47	1	350x350x350	36
81603010602	FO DIN Rail Box for 6 SC Duplex	177x160x47	1	350x350x350	36
81603010603	FO DIN Rail Box for 6 ST	177x160x47	1	350x350x350	36

## ACCESSORIES

### Splice Tray 12F

Splice tray accommodates up to 12 mechanical splices. The tray's unique design allows it to be removed without disturbing previously spliced fibers, providing more flexibility to additional splices.



## ACCESSORIES

### Splice Tray 24F

Splice tray accommodates up to 24 mechanical splices. Its unique design allows for removal without disturbing previously spliced fibers, offering greater flexibility for adding new splices.



## LOGISTIC INFORMATION

Code	Unit Weight (kg)	Dimensions (mm)	Inner Box		Outer Box	
			Dimensions (mm)	Quantity (un)	Dimensions (mm)	Quantity (un)
81420100000	0.061	155x92x11	250x160x100	20	500x34x310	240

## LOGISTIC INFORMATION

Code	Dimensions (mm)	Paper Bag		Outer Box	
		Dimensions (mm)	Quantity (un)	Dimensions (mm)	Quantity (un)
81420100001	171x117x8,5	150x190	1	510x300x400	150

## ACCESSORIES

### Blank Cover

Blank cover is used to protect from the dust in the fiber patch panel.



## LOGISTIC INFORMATION

Code	Description	Inner Box		Outer Box	
		Dimensions (mm)	Quantity (un)	Dimensions (mm)	Quantity (un)
81430200000	SC Duplex	10.2x34.5x12.5	12	455x455x250	1200
81430100000	SC Simplex	10.2x21.5x12.5	12	455x455x250	1800
81430300000	ST	Ø11.6x10.7	12	455x455x250	2400

## ACCESSORIES

### Splice Holder with Adhesive Tape



barpa Fusion Splice Holder has capacity up to 24 splice protectors of 45mm or 60mm. This product consists in a base with self adhesive pads of 3M® to secure in a flat surface and also with a cover to record the ID's of each fiber core.

• ISO/IEC 11801; • EN 50173-1.

## LOGISTIC INFORMATION

Code	Capacity	Quantity (un)	Measurement Inner box (mm)
81420200000	24 fibers	10	210 x 110 x 40

## ACESSÓRIOS

# Front Plate with Splice Tray for 3 Tech Panel

barpa's Front Plate with Splice Tray for 3 Tech Panel, provides an efficient solution for fiber optic management, supporting up to 6 SC Simplex or LC Duplex adapters. With a design that ensures a practical and organized interface, its splice tray offers optimized protection and fiber organization, ensuring maximum performance of the system.

• ISO/IEC 11801 • EN 50173-9



### SPECIFICATIONS

Number of ports	6
Type of adapters	SC Simplex
	LC Duplex
Number of Splices per Cassette	SC Simplex
	LC Duplex
Material	SPCC Steel
Surface	Powder Coating
Color	Black (RAL 9005)
Dimensions (mm)	128x140x40
Weight (kg)	0,38

### LOGISTICS INFORMATION

Code	Inner Box		Outer Box	
	Dimensions (mm)	Quantity (un)	Dimensions (mm)	Quantity (un)
82251100002	165x135x47	1	370x320x170	32

## ACCESSORIES

# Ultra High Density Cassettes

barpa UHD Cassettes are designed to be installed in the barpa UHD patch panel. They are used to manage optical fiber terminations in configurations of 8F or 12F. These cassettes can be supplied already preconfigured or empty for splicing. Featuring a special design, the cassettes are easy to install and remove.

- ISO/IEC 11801; • EN 50173-1; • IEC 61754-1;
- ANSI/TIA-568.3-E;



It's possible to make a configuration to your needs, contact our support team.

## LOGISTIC INFORMATION

Code	Description	Inner Box			Outer Box			
		Dimensions (mm)	Gross Weight (kg)	Net Weight (kg)	Dimensions (mm)	Gross Weight (kg)	Net Weight (kg)	Quantity (un)
81504081012	MTP®-LC 8F G657A1 Polarity B	190x100x18	0,070	0,050	395x180x230	3,100	2,800	36
81504082012	MTP®-LC 8F OM3 Polarity B	190x100x18	0,070	0,050	395x180x230	3,100	2,800	36
81504083012	MTP®-LC 8F OM4 Polarity B	190x100x18	0,070	0,050	395x180x230	3,100	2,800	36
81504084012	MTP®-LC 8F OM5 Polarity B	190x100x18	0,070	0,050	395x180x230	3,100	2,800	36
81504121011	MTP®-LC 12F G657A1 Polarity U1	190x100x18	0,100	0,080	395x180x230	4,200	3,900	36
81504122011	MTP®-LC 12F OM3 Polarity U1	190x100x18	0,100	0,080	395x180x230	4,200	3,900	36
81504123011	MTP®-LC 12F OM4 Polarity U1	190x100x18	0,100	0,080	395x180x230	4,200	3,900	36
81504124011	MTP®-LC 12F OM5 Polarity U1	190x100x18	0,100	0,080	395x180x230	4,200	3,900	36
81504121030	Splice Cassette with 12 LC OS2 Adapters	190x100x18	0,090	0,070	395x180x230	3,800	3,500	36
81504122030	Splice Cassette with 12 LC OM3 Adapters	190x100x18	0,090	0,070	395x180x230	3,800	3,500	36
81504123030	Splice Cassette with 12 LC OM4 Adapters	190x100x18	0,090	0,070	395x180x230	3,800	3,500	36
81504124030	Splice Cassette with 12 LC OM5 Adapters	190x100x18	0,090	0,070	395x180x230	3,800	3,500	36

copper



Click on the range of products you want to explore.  
If you want to see the copper guideline go to the next page.

	CATEGORY / CLASS	CABLE	PATCH CORD	KEYSTONE	PATCH PANEL	PLUGS		FACEPLATES, TOOLS, ACCESSORIES	
						FIELD TERM PLUG	MODULAR PLUG		
SHIELDED	CAT.8 CLASS I 40 GB / 2000MHZ	Cat.8 SF/FTP - LSZH 22 AWG - 0,62mm	Cat.8 S/FTP LSZH 1m to 3m	Cat.8 STP	Empty Patch Panel 12 and 24 Ports	Field Term Plug RJ45 Cat.8 STP		Copper Tape	Surface Mount Box
	CAT.7 CLASS F 600MHZ & CAT.7A CLASS FA 1000MHZ	Cat.7A S/FTP - LSZH 23 AWG - 0,56mm  Cat.7 S/FTP - LSZH 23 AWG - 0,56 mm			3 Tech Patch Panel			Dust Cover for Patch Panel	American Style 120 Faceplate
	CAT. 6A CLASS EA 500 MHZ	Cat.6A S/FTP - PE 23 AWG - 0,56mm	Cat.6A S/FTP LSZH 0,15m to 50m	Cat.6A STP	Cat.6A STP 24 Ports 1U IDC 90°	Field Term Plug The Lyra RJ45 Cat.6A STP	RJ45 Modular Plug Cat.6A STP 23 AWG		
		Cat.6A S/FTP - LSZH 23 AWG - 0,56mm			Empty Patch Panel 12 and 24 Ports				
		Cat.6A U/FTP - LSZH 23 AWG - 0,56mm			3 Tech Patch Panel				
		Cat.6A U/FTP - LSZH Duplex 23 AWG - 0,56mm							
CAT. 6 CLASS E 250 MHZ	Cat.6 S/FTP - PE 23 AWG - 0,56mm	Cat.6 S/FTP LSZH 0,15m to 50m	Cat.6 STP	Cat.6 STP 24 Ports 1U IDC 90°		RJ45 Modular Plug Cat.6 STP 23 AWG	Velcro	Din Rail	
	Cat.6 U/FTP - LSZH 23 AWG - 0,56mm			Empty Patch Panel 12 and 24 Ports					
	Cat.6 U/FTP - PE 23 AWG - 0,56mm			3 Tech Patch Panel					
CAT. 3				Cat3 25, 50 Ports 1U				RJ45 Modular Plug Cable Boot STP	
UNSHIELDED	CAT.6A CLASS EA 500 MHZ	Cat.6A U/UTP - LSZH 23 AWG - 0,58mm	Cat.6A UTP PUR 0,25m to 5m	Cat.6A UTP	Cat.6A UTP 24 Ports 1U IDC 180°		RJ45 Modular Plug Cat.6A UTP 23-24 AWG	Crimping Tool for Keystone Jack RJ45	
		Cat.6A U/UTP Extreme LSZH 23 AWG - 0,57mm	Cat.6A U/UTP LSZH 0,15m to 50m	Cat.6A UTP 90°/180°	Empty Patch Panel 12 and 24 Ports				RJ45 Modular Plug Cable Boot UTP
		Cat.6A U/UTP - PE 23 AWG - 0,565mm			3 Tech Patch Panel			45x45 for RJ45 1/2 ports	
CAT.6 CLASS E 250 MHZ	Cat.6 U/UTP - LSZH 23 AWG - 0,55mm	Cat.6 U/UTP LSZH 0,15m to 50m	Cat.6 UTP	Cat.6 UTP 24 Ports 1U IDC 180°		RJ45 Modular Plug Cat.6 UTP 23-24 AWG		RJ45 Plug Dust Cap	
	Cat.6 U/UTP - LSZH 24 AWG			Empty Patch Panel 12 and 24 Ports					
	Cat.6 U/UTP - PE Jelly Filledl - 23 AWG - 0,55mm		Cat.6 UTP 90°/180°	3 Tech Patch Panel					
	Cat.6 U/UTP - PE 23 AWG - 0,565mm								
	Cat.6 U/UTP PVC 24 AWG								

copper guideline

 Click on the product you want to know more.

CABLE

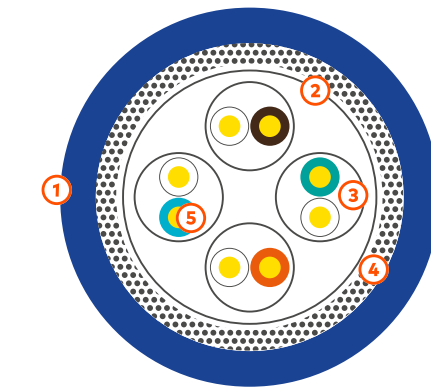

## Cat.8.1 SF/FTP - LSZH 22 AWG

Performance is specified up to 2000MHz, with individual foil-shielded pairs and an external S-foil. The cable features decreasing length markings for easy identification of the remaining length, which reduces installation time and cable scrap. It is designed to support all Class I protocols, including 25/40GBASE-T. Additionally, it supports Power Over Ethernet (PoE), Power Over Ethernet Plus (PoE+), High Power Over Ethernet (PoE++), and 4 Pair Power Over Ethernet (4PPoE) applications.

**ELECTRICAL PERFORMANCE** • ISO/IEC 11801; • EN 50173; • EN 50288-12-1; • ANSI/TIA-568.2-D;

**REACTION TO FIRE** IEC 60332-1; • IEC 60754-2; • IEC 61034-2; • EN 50399; • EN 50575;

**POE** • IEEE 802.3bt PoE Type 1, 2, 3 y 4.



- 1 Outer Jacket
- 2 Al/Mylar
- 3 Al/Mylar
- 4 Braid
- 5 Conductor

### SPECIFICATIONS

Sheath	External O.D	8,20 ± 0,35mm
	Material	LSZH (complies RoHS)
	Color	Blue (RAL 5002)
1-100MHz - Impedance (Ω)		100±15
100-250MHz - Impedance (Ω)		100±22
250-2000MHz - Impedance (Ω)		100±25
1-2000MHz - Velocity of Propagation (%) - NVP		76

### LOGISTIC INFORMATION

Code	Type of package	Size (mm)	Gross Weight (kg)	Net Weight (kg)	Quantity (m)	CPR Class
82226427030B2	Reel	400x400x300	25	23	305	B2ca-s1a,d0,a1



CABLE

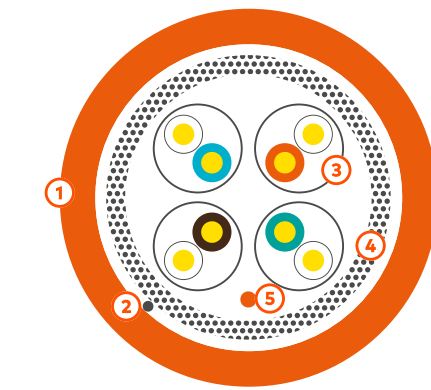
## Cat.7A S/FTP - LSZH 23 AWG - 0,56mm

The cable is individual screen for each pair and then overall braid screen to improve the quality of the transmission. This cable is designed to support all Class FA protocols including 10GBASE-T, with a performance up to 1000MHz. It's used to horizontal and backbone area.

• ISO/IEC 11801; • ISO/IEC 61156-5; • EN 50288-9-1;  
• EN 50173; • IEC 60332-3-24; • IEC 60754; • IEC 61034;  
• YD/T 1019; • EN 50575.



Non standards colors & configurations available on request. Available in different CPR classes. Please specify when request.



- 1 Outer Jacket
- 2 Rip-cord
- 3 Al/Mylar
- 4 Braid
- 5 Drain wire

### SPECIFICATIONS

Sheath	Outer Diameter (mm)	7.8 ± 0.5
	Material	LSZH (complies RoHS)
	Color	Orange (RAL2003)
1-100MHz - Impedance (Ω)		100 ± 15
100-250MHz - Impedance (Ω)		100 ± 18
250-1000MHz - Impedance (Ω)		100 ± 25
1-1000MHz - Velocity of Propagation (%) - NVP		74

### LOGISTIC INFORMATION


Code	CPR - Class	Type of Packaging	Packaging Dimension (mm)	Gross Weight (kg/item)	Net Weight (kg/item)	Quantity (m)
82225421030C1	Cca - s1, d1, a1	Drum	Ø380x240	19	17.5	305
82225421050C1	Cca - s1, d1, a1	Drum	Ø380x390	31	28.5	500

CABLE

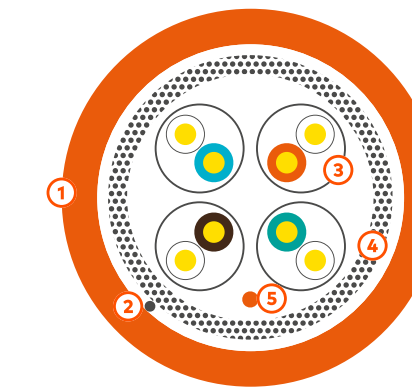
## Cat.7 S/FTP - LSZH 23 AWG - 0,56 mm

The cable is individual screen for each pair and then overall braid screen to improve the quality of the transmission. This cable is designed to support all Class F protocols including 10GBASE-T, with a performance up to 600MHz. It's used to horizontal and backbone area.

• ISO/IEC 11801; • ISO/IEC 61156-5; • EN 50288-4-1;  
• EN 50173-1; • IEC 60332-1; • IEC 60754-2; • IEC 61034;  
• YD/T 1019; • EN 50575.



Non standards colors & configurations available on request. Available in different CPR classes. Please specify when request.



- 1 Outer Jacket
- 2 Rip-cord
- 3 Al/Mylar
- 4 Braid
- 5 Drain wire

### SPECIFICATIONS

Sheath	Outer Diameter (mm)	7.8 ± 0.5
	Material	LSZH (complies RoHS)
	Color	Orange (RAL2003)
1-100MHz - Impedance (Ω)		100 ± 15
100-250MHz - Impedance (Ω)		100 ± 18
250-600MHz - Impedance (Ω)		100 ± 25
1-600MHz - Velocity of Propagation (%) - NVP		74

### LOGISTIC INFORMATION

Code	CPR - Class	Type of Packaging	Packaging Dimension (mm)	Gross Weight (kg/item)	Net Weight (kg/item)	Quantity (m)
82224421030C1	Cca - s1a, d1, a1	Drum	Ø380x240	19	17.5	305
82224421050C1	Cca - s1a, d1, a1	Drum	Ø380x390	31	28.5	500

CABLE

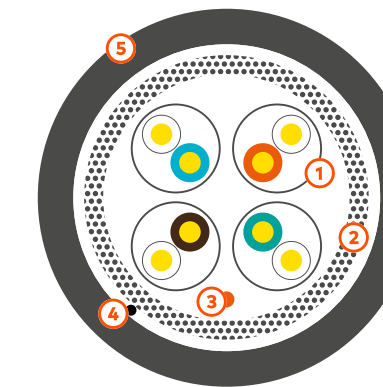
## Cat.6A S/FTP - PE 23 AWG - 0,56mm

The cable, mainly for outdoor, is individual screen for each pair and then overall braid screen to improve the quality of your permanent-link or channel. This cable is designed to Support all Class EA protocols including 10GBASE-T, with a performance up to 500MHz.

• ISO/IEC 11801; • ISO/IEC 61156-5; • EN 50288-4-1; • EN 50173-1; • IEC 60332-1; • IEC 60754-2; • IEC 61034; • YD/T 1019; • ANSI-TIA-568-C.2; • EN 50575.



Non standards colors & configurations available on request.



- 1 Aluminum foil
- 2 Braid
- 3 Drain wire
- 4 Rip-cord
- 5 Outer Jacket

### SPECIFICATIONS

Sheath	Outer Diameter (mm)	7.6 ± 0.5
	Material	LDPE (complies RoHS)
	Color	Black (RAL9005)
1-500MHz - Impedance (Ω)		100 ± 15
1-500MHz - Velocity of Propagation (%) - NVP		74

### LOGISTIC INFORMATION

Code	CPR - Class	Type of Packaging	Packaging Dimension (mm)	Gross Weight (kg/item)	Net Weight (kg/item)	Quantity (m)
82223434050	Fca	Drum	Ø380x390	29.5	27.0	500

CABLE

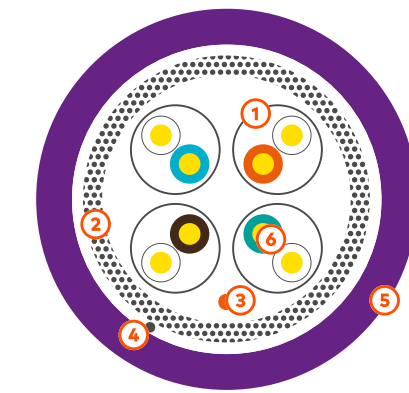
## Cat.6A S/FTP - LSZH 23 AWG - 0,56mm

This cable has a pair to pair shielding that allows to significantly improve the quality of the permanent link or channel. With a maximum performance of 500MHz and 10G, it was designed to support PoE, voice, video and Gigabit Ethernet.

- ISO/IEC 11801; • ISO/IEC 61156-5; • EN 50288-4-1;
- EN 50173-1; • IEC 60332-1; • EN 50575; • IEC 60754-2;
- IEC 61034; • YD/T 1019; • ANSI-TIA-568-C.2;
- IEC 60332-3A.



Non standards colors & configurations available on request.



- 1 Aluminum foil
- 2 Braid
- 3 Drain Wire
- 4 Rip-Cord
- 5 Jacket

### SPECIFICATIONS

Sheath	Outer Diameter (mm)	7.6 ± 0.5
	Material	LSZH (complies RoHS)
	Color	Purple (RAL4005)
1-250MHz - Impedance (Ω)		100 ± 15
250-500MHz - Impedance (Ω)		100 ± 22
1-500MHz - Velocity of Propagation (%) - NVP		74

### LOGISTIC INFORMATION

Code	CPR - Class	Type of Packaging	Packaging Dimension (mm)	Gross Weight (kg/item)	Net Weight (kg/item)	Quantity (m)
82223422050C1	Cca - s1, d1, a1	Drum	Ø380x390	30.3	27.8	500
82223422050B2	B2ca - s1a, d1, a1	Drum	Ø380x390	30.3	27.8	500

CABLE

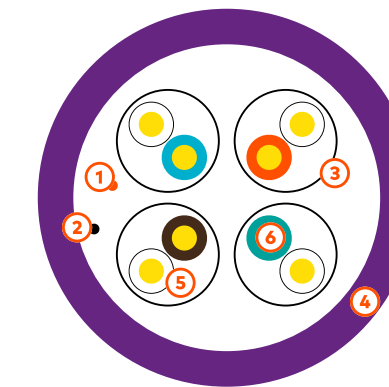
## Cat.6A U/FTP - LSZH 23 AWG - 0,56mm - 700MHz

The cable is individual screen for each pair to improve the quality of your permanent-link or channel. This cable is designed to Support all Class EA protocols including 10GBASE-T, with a performance up to 700MHz, tested in independent lab.

- ISO/IEC 11801 • ISO/IEC 61156-5 • EN 50288-4-1
- EN 50173-1 • IEC 60332-1 • IEC 60754-2 • IEC 61034
- YD/T 1019 • ANSI-TIA-568-C.2; • EN 50575;
- IEC 60332-3A.



Non standards colors & configurations available on request. Available in different CPR classes. Please specify when request.



- 1 Drain wire
- 2 Rip-cord
- 3 Aluminum foil
- 4 Outer Jacket
- 5 Insulation
- 6 Conductor

### SPECIFICATIONS

Sheath	Outer Diameter (mm)	7.4 ± 0.5
	Material	LSZH (complies RoHS)
	Color	Purple (RAL4005)
1-250MHz - Impedance (Ω)		100 ± 15
250-500MHz - Impedance (Ω)		100 ± 22
1-500MHz - Velocity of Propagation (%) - NVP		74

### LOGISTIC INFORMATION

Code	CPR - Class	Type of Packaging	Packaging Dimension (mm)	Gross Weight (kg/item)	Net Weight (kg/item)	Quantity (m)
82223222031D1	Dca - s1, d2, a1	Reel in Box	Ø380x240	16.5	15	305
82223222050D1	Dca - s1, d2, a1	Drum	Ø380x390	27	24.5	500
82223222050C1	Cca - s1a,d1,a1	Drum	Ø380x390	27	24.5	500
82223222100C1	Cca - s1a, d1, a1	Drum	Ø570x300	61	57.3	1000

CABLE

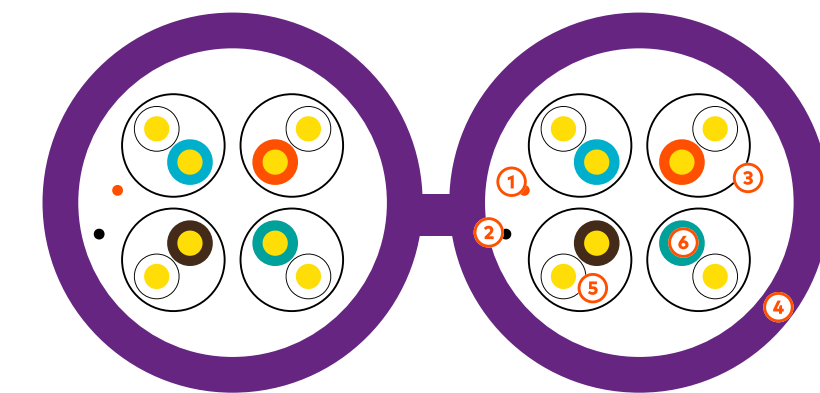
## Cat.6A U/FTP - LSZH Double Sheath 23 AWG - 0,56mm - 700 MHz

The cable is individual screen for each pair to improve the quality of your permanent-link or channel. This cable is designed to Support all Class EA protocols including 10GBASE-T, with a performance up to 700MHz, tested in independent lab.

- ISO/IEC 11801 • ISO/IEC 61156-5 • EN 50288-4-1;
- EN 50173 • EN 50575 • YD/T 1019 • ANSI-TIA-568-D.2
- IEC 60332-1-[1,2] • IEC 60754-[1,2] • IEC 61034-[1,2];
- IEC 60332-3A.



Non standards colors & configurations available on request. Available in different CPR classes. Please specify when request.



- 1 Drain wire
- 2 Rip-cord
- 3 Aluminum foil
- 4 Outer Jacket
- 5 Insulation
- 6 Conductor

### SPECIFICATIONS

Sheath	Outer Diameter (mm)	(7.4-16.0) ± 0.5
	Material	LSZH (complies RoHS)
	Color	Purple (RAL4005)
1-250MHz - Impedance (Ω)		100 ± 15
250-500MHz - Impedance (Ω)		100 ± 22
1-500MHz - Velocity of Propagation (%) - NVP		74

### LOGISTIC INFORMATION

Code	CPR - Class	Type of Packaging	Packaging Dimension (mm)	Gross Weight (kg/item)	Net Weight (kg/item)	Quantity (m)
82223222050C1-2	Cca - s1a, d1, a1	Drum	500x200x360	60	54.5	500

CABLE

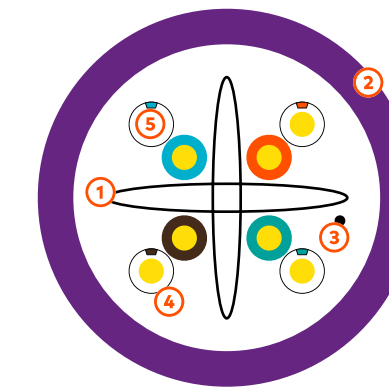
## Cat.6A U/UTP - LSZH 23 AWG - 0,565mm

Unscreened Cat.6 Augmented barpa cable has a high performance for your permanent-link or channel. This cable is designed to support all Class EA protocols including 10GBASE-T, with a performance up to 500MHz.

- ISO/IEC 11801; • ISO/IEC 61156-5; • EN 50288-4-1;
- EN 50173-1; • IEC 60332-1; • IEC 60754-2; • IEC 61034;
- YD/T 1019; • ANSI-TIA-568-C.2; • EN 50575;
- IEC 60332-3A.



Non standards colors & configurations available on request. Available in different CPR classes. Please specify when request.



- 1 Cross Separator
- 2 Outer Jacket
- 3 Rip-cord
- 4 Insulation
- 5 Conductor

### SPECIFICATIONS

Sheath	Outer Diameter (mm)	7.1 ± 0.4
	Material	LSZH (complies RoHS)
	Color	Purple (RAL4005)
1-500MHz - Impedance (Ω)		100 ± 15
1-500MHz - Velocity of Propagation (%) - NVP		68

### LOGISTIC INFORMATION

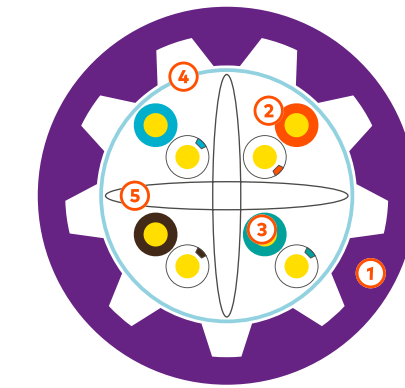
Code	CPR - Class	Type of Packaging	Packaging Dimension (mm)	Gross Weight (kg/item)	Net Weight (kg/item)	Quantity (m)
82223122030D1	Dca - s2, d2, a1	Reel in Box	375x335x375	16.5	14.5	305
82223122050D1	Dca - s2, d2, a1	Drum	Ø380x320	25.7	23.7	500
82223122050B1	B2ca - s1, d2, a1	Drum	Ø380x320	25.7	23.7	500

CABLE

# Extreme Cat.6A U/UTP - LSZH 23 AWG - 0,57mm

Certified by lab Force in Permanent Link including all Alien Crosstalk parameters (PS ANEXT and PS AACR-F). Performance specified up to 500MHz. Decreasing length cable markings - Easy identification of remaining cable reduces installation time and cable scrap. Designed to Support all Class EA protocols including 10GBASE-T.

**ELECTRICAL PERFORMANCE** • ISO/IEC 11801;  
• IEC 61156-5; • EN50173; • ANSI/TIA-568-D; • UL444.  
**REACTION TO FIRE** • EN 60754-2:2014;  
• EN 61034-2:2005+A1:2014; • EN 50575:2014+A1:2016;  
• EN 60332-1-2:2004+A1:2015+A11:2016;  
• EN 50399:2011+A1:2016; • RoHS.  
**POE** • IEEE 802.3bt PoE Type 1, 2, 3 and 4.



- 1 Sheath
- 2 Insulation
- 3 Conductor
- 4 PET Tape
- 5 Cross Separator

## SPECIFICATIONS

Sheath	Outer Diameter (mm)	8,6±0,30mm
	Material	FR-LSZH (complies RoHS)
	Color	Purple (RAL4005)
1-500MHz - Impedance (Ω)		100 ± 15
1-500MHz - Velocity of Propagation (%) - NVP		68

## LOGISTIC INFORMATION

Code	CPR - Class	Type of Packaging	Packaging Dimension (mm)	Gross Weight (kg/item)	Net Weight (kg/item)	Quantity (m)
82223122050B3	B2ca-s1a,d0,a1	Drum	550x550x230	34	32	500



CABLE

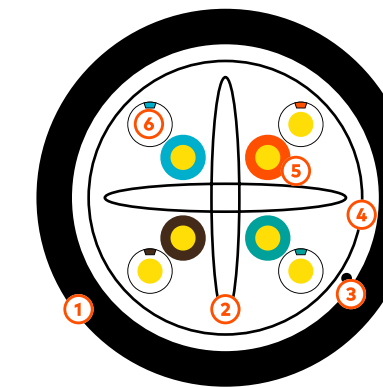
## Cat.6A U/UTP - PE 23 AWG - 0,565mm

Unscreened Cat.6 Augmented barpa cable has a high performance for your permanent-link or channel to use in the exterior. This cable is designed to Support all Class EA protocols including 10GBASE-T, with a performance up to 500MHz.

- ISO/IEC 11801; • ISO/IEC 61156-5; • EN 50288-4-1;
- EN 50173-1; • IEC 60332-1; • IEC 60754-2; • IEC 61034;
- YD/T 1019; • ANSI-TIA-568-C.2; • EN 50575;
- IEC 60332-1; • IEC 60754-2; • IEC 61034.



Non standards colors & configurations available on request.



- 1 Outer Jacket
- 2 Cross Separator
- 3 Rip-cord
- 4 PET tape
- 5 Insulation
- 6 Conductor

### SPECIFICATIONS

Sheath	Outer Diameter (mm)	6.9 ± 0.5
	Material	LDPE (complies RoHS)
	Color	Black (RAL9005)
1-500MHz - Impedance (Ω)		100 ± 15
1-500MHz - Velocity of Propagation (%) - NVP		69

### LOGISTIC INFORMATION

Code	CPR - Class	Type of Packaging	Packaging Dimension (mm)	Gross Weight (kg/item)	Net Weight (kg/item)	Quantity (m)
82223134050	Fca	Drum	Ø380x320	24	22	500

CABLE

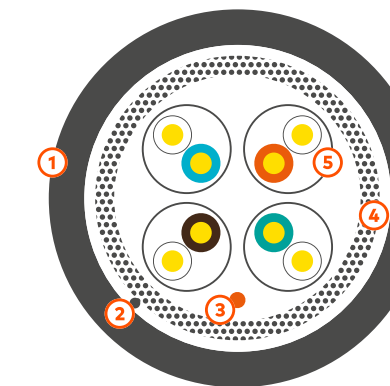
## Cat.6 S/FTP - PE 23 AWG - 0,56mm

The cable, mainly for outdoor, is individual screen for each pair and then overall braid screen to improve the quality of your permanent-link or channel. This cable is designed to Support PoE, voice, video and Gigabit Ethernet, with a performance up to 250MHz (550MHz is also reachable) and 1G.

• ISO/IEC 11801; • ISO/IEC 61156-5; • EN 50288-6-1;  
• EN 50173-1; • IEC 60332-1; • IEC 60754-2; • IEC 61034;  
• YD/T 1019; • ANSI-TIA-568-C.2; • EN 50575.



Non standards colors & configurations available on request.



- 1 Outer Jacket
- 2 Rip-cord
- 3 Drain wire
- 4 Braid
- 5 Aluminum foil

### SPECIFICATIONS

Sheath	Outer Diameter (mm)	7.6 ± 0.5
	Material	LPDE (complies RoHS)
	Color	Black (RAL9005)
1-250MHz - Impedance (Ω)		100 ± 15
1-250MHz - Velocity of Propagation (%) - NVP		74

### LOGISTIC INFORMATION

Code	CPR - Class	Type of Packaging	Packaging Dimension (mm)	Gross Weight (kg/item)	Net Weight (kg/item)	Quantity (m)
82222434050	Fca	Drum	Ø380x385	27	24.5	500

CABLE

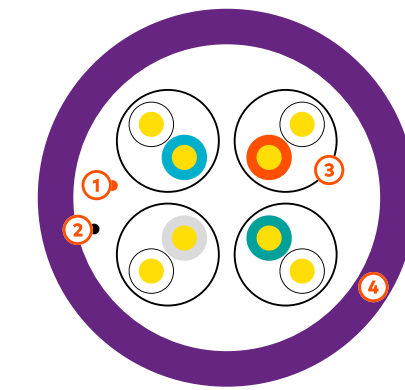
## Cat.6 U/FTP - LSZH 23 AWG - 0,56mm

The cable is individual screen for each pair to improve the quality of your permanent-link or channel. This cable is designed to Support PoE, voice, video and Gigabit Ethernet, with a performance up to 250MHz (550MHz is also reachable) and 1G.

- ISO/IEC 11801; • ISO/IEC 61156-5; • EN 50288-6-1;
- EN 50173-1; • IEC 60332-1; • IEC 60754-2; • IEC 61034;
- YD/T 1019; • ANSI-TIA-568-C.2; • EN 50575;
- IEC 60332-3A.



Non standards colors & configurations available on request. Available in different CPR classes. Please specify when request.



- 1 Drain wire
- 2 Rip-cord
- 3 Aluminum foil
- 4 Outer Jacket

### SPECIFICATIONS

Sheath	Outer Diameter (mm)	7.3 ± 0.4
	Material	LSZH (complies RoHS)
	Color	Purple (RAL4005)
1-250MHz - Impedance (Ω)		100 ± 15
1-250MHz - Velocity of Propagation (%) - NVP		74

### LOGISTIC INFORMATION


Code	CPR - Class	Type of Packaging	Packaging Dimension (mm)	Gross Weight (kg/item)	Net Weight (kg/item)	Quantity (m)
82222222030D1	Dca - s1, d2, a1	Reel in Box	375x335x375	17	15	305
82222222100D1	Dca - s1, d2, a1	Drum	Ø570x325	53.5	49	1000

CABLE

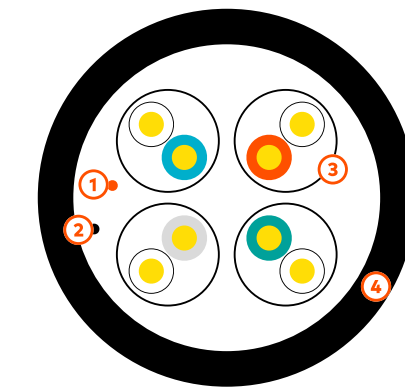
## Cat.6 U/FTP - PE 23 AWG - 0,56mm

The cable is individual screen for each pair to improve the quality of your permanent-link or channel. This cable is designed to Support PoE, voice, video and Gigabit Ethernet, with a performance up to 250MHz (550MHz is also reachable) and 1G.

• ISO/IEC 11801; • ISO/IEC 61156-5; • EN 50288-6-1;  
• EN 50173-1; • IEC 60332-1; • IEC 60754-2; • IEC 61034;  
• YD/T 1019; • ANSI-TIA-568-C.2; • EN 50575.



Non standards colors & configurations available on request.



- 1 Drain wire
- 2 Rip-cord
- 3 Aluminum foil
- 4 Sheath Exterior

### SPECIFICATIONS

Sheath	Outer Diameter (mm)	7.3 ± 0.4
	Material	LDPE (complies RoHS)
	Color	Black (RAL9005)
1-250MHz - Impedance (Ω)		100 ± 15
1-250MHz - Velocity of Propagation (%) - NVP		74

### LOGISTIC INFORMATION

Code	CPR - Class	Type of Packaging	Packaging Dimension (mm)	Gross Weight (kg/item)	Net Weight (kg/item)	Quantity (m)
82222234050	Fca	Drum	Ø380x390	25.5	23	500

CABLE

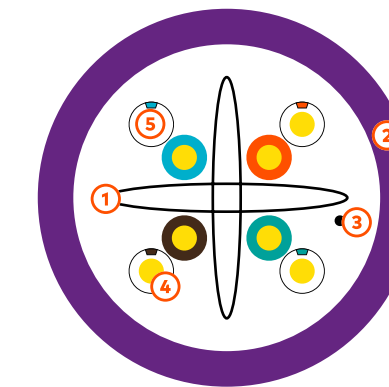
## Cat.6 U/UTP - LSZH 23 AWG - 0,55mm

Unscreened Cat.6 barpa cable has a high performance for your permanent-link or channel. This cable is designed to support PoE, voice, video and Gigabit Ethernet, with a performance up to 250MHz (550MHz is also reachable) and 1G.

• ISO/IEC 11801; • ISO/IEC 61156-5; • EN 50288-6-1;  
• EN 50173-1; • IEC 60332-1; • IEC 60754-2; • IEC 61034;  
• YD/T 1019; • ANSI-TIA-568-C.2; • IEC 60332-3A.



Non standards colors & configurations available on request. Available in different CPR classes. Please specify when request.



- 1 Cross Separator
- 2 Exterior Sheath
- 3 Rip-cord
- 4 Internal Sheath
- 5 Conductor

### SPECIFICATIONS

Sheath	Outer Diameter (mm)	6.0 ± 0.4
	Material	LSZH (complies RoHS)
	Color	Purple (RAL4005)
1-250MHz - Impedance (Ω)		100 ± 15
1-250MHz - Velocity of Propagation (%) - NVP		69

### LOGISTIC INFORMATION


Code	CPR - Class	Type of Packaging	Packaging Dimension (mm)	Gross Weight (kg/item)	Net Weight (kg/item)	Quantity (m)
82222122030D1	Dca - s2, d2, a1	Reel in Box	330x265x350	15	13	305
82222122050D1	Dca - s2, d2, a1	Drum	Ø370x300	22.5	20.5	500
82222122100D1	Dca - s2, d2, a1	Drum	Ø560x235	45.5	41	1000
82222122030C1	Cca - s1a, d1, a1	Reel in Box	330x265x350	15	13	305

CABLE

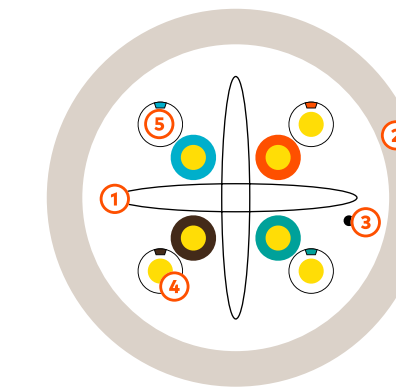
## Cat.6 U/UTP - LSZH 24 AWG

The unscreened Cat.6 barpa cable delivers high performance for your permanent link or channel. This cable supports performance up to 250MHz and data rates up to 1G.

- ISO/IEC 11801; • ISO/IEC 61156-5; • EN 50288-6-1;
- EN 50173-1; • IEC 60332-1; • IEC 60754-2; • IEC 61034;
- YD/T 1019; • ANSI-TIA-568-C.2; • EN 50575;
- IEC 60332-3A.



Non standards colors & configurations available on request. Available in different CPR classes. Please specify when request.



- 1 Cross Separator
- 2 Exterior Sheath
- 3 Rip-cord
- 4 Internal Sheath
- 5 Conductor

### SPECIFICATIONS

Sheath	Outer Diameter (mm)	5.4 ± 0.1
	Material	LSZH (complies RoHS)
	Color	White (RAL9010) or Green (RAL6018)
1-250MHz - Impedance (Ω)		100 ± 15
1-250MHz - Velocity of Propagation (%) - NVP		69

### LOGISTIC INFORMATION

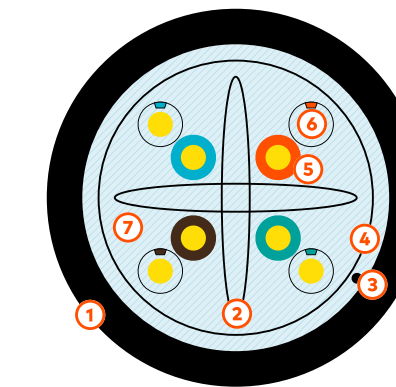
Code	Color	CPR - Class	Type of Packaging	Packaging Dimension (mm)	Gross Weight (kg/item)	Net Weight (kg/item)	Quantity (m)
82222145030D1	White	Dca - s2, d2, a1	Reel in Box	330x265x350	14	12	305
82222146030D1	Green	Dca - s2, d2, a1	Reel in Box	330x265x350	14	12	305
82222146100D1	Green	Dca - s2, d2, a1	Drum	560x200x240	45	40	1000

CABLE

## Cat.6 U/UTP - PE Jelly Filled 23 AWG - 0,55mm

This cable has high performance for permanent-link or channel. With a maximum performance of 250MHz and 1G, it was designed to support PoE, voice, video and Gigabit Ethernet. The Gel helps to repel humidity, thus improving the quality of the cable when used outdoors.

• ISO/IEC 11801; • ISO/IEC 61156-5; • EN 50288-6-1;  
• EN 50173; • YD/T 1019; • ANSI-TIA-568-C.2.



- 1 Exterior Sheath
- 2 Cross Separator
- 3 Rip-cord
- 4 PET tape
- 5 Internal Sheath
- 6 Conductor
- 7 Jelly Filled

### SPECIFICATIONS

Sheath	Outer Diameter (mm)	1.12 ± 0.05
	Material	LDPE (complies RoHS)
	Color	Black (RAL9005)
1-250MHz - Impedance (Ω)		100 ± 15
1-250MHz - Velocity of Propagation (%) - NVP		65

### LOGISTIC INFORMATION

Code	CPR - Class	Type of Packaging	Packaging Dimension (mm)	Gross Weight (kg/item)	Net Weight (kg/item)	Quantity (m)
82222144030	Fca	Drum	Ø370x240	15	13	305

CABLE

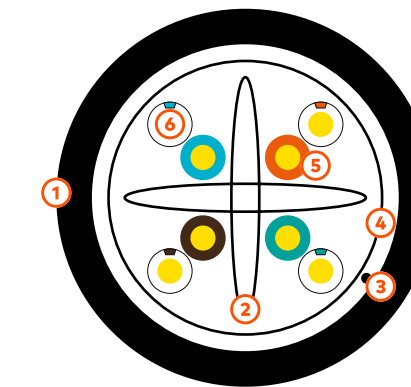
## Cat.6 U/UTP - PE 23 AWG - 0,565mm

Unscreened Cat.6 barpa cable has a high performance for your permanent-link or channel. This cable is designed to Support PoE, voice, video and Gigabit Ethernet, with a performance up to 250MHz (550MHz is also reachable) and 1G.

- ISO/IEC 11801; • ISO/IEC 61156-5; • EN 50288-6-1;
- EN 50173-1; • IEC 60332-1; • IEC 60754-2; • IEC 61034;
- YD/T 1019; • ANSI-TIA-568-C.2. • EN 50575.



Non standards colors & configurations available on request.



- 1 Outer Jacket
- 2 Cross Separator
- 3 Rip-cord
- 4 PET tape
- 5 Insulation
- 6 Conductor

### SPECIFICATIONS

Sheath	Outer Diameter (mm)	6.4 ± 0.5
	Material	LDPE (complies RoHS)
	Color	Black (RAL9005)
1-250MHz - Impedance (Ω)		100 ± 15
1-250MHz - Velocity of Propagation (%) - NVP		69

### LOGISTIC INFORMATION

Code	CPR - Class	Type of Packaging	Packaging Dimension (mm)	Gross Weight (kg/item)	Net Weight (kg/item)	Quantity (m)
82222134050	Fca	Drum	Ø370x320	24.0	21.5	500
82222134100	Fca	Drum	Ø560x240	42.2	37.7	1000

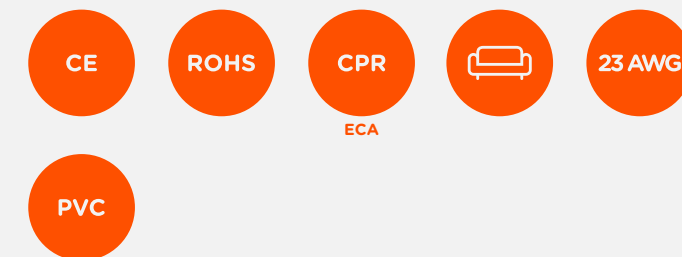


LOOSE TUBE

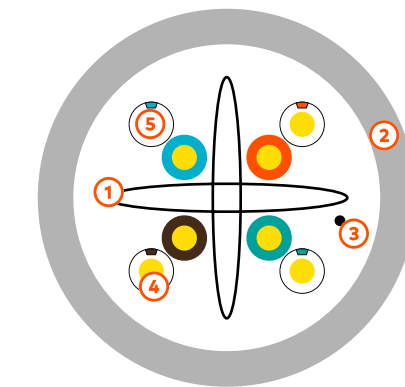
## Cat.6 U/UTP PVC 24AWG

Unscreened Cat.6 barpa cable in PVC jacket is used for less demanding environments. This cable is designed to Support PoE, voice, video and Gigabit Ethernet, with a performance up to 250MHz.

**ELECTRICAL PERFORMANCE** • ISO/IEC 11801; • EN 50173; • ANSI/ TIA-568-D; • ANSI/ TIA-568-D.2.  
**REACTION TO FIRE** • IEC 60332-1-[1,2]; • EN 50575:2014; • EN 13501-6:2018.



Non standards colors & configurations available on request. Available in ECA.



- 1 Cross Separator
- 2 Sheath
- 3 Rip-cord
- 4 Insulation
- 5 Conductor

### SPECIFICATIONS

Sheath	Outer Diameter (mm)	6.0 ± 0.4
	Material	PVC (complies RoHS)
	Color	Grey (RAL7035)
1-250MHz - Impedance (Ω)		100 ± 15
1-250MHz - Velocity of Propagation (%) - NVP		69

### LOGISTIC INFORMATION

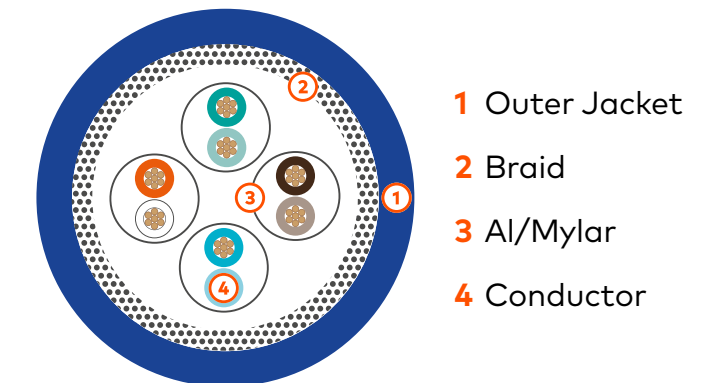
Code	CPR - Class	Type of Packaging	Packaging Dimension (mm)	Gross Weight (kg/item)	Net Weight (kg/item)	Quantity (m)
82222153030	Eca	Box	390x390x220	12,6	11,8	305
82222113100	Eca	Drum	380x160x390	40,0	37,4	1000

PATCH CORD

## Cat.8.1 S/FTP - LSZH 40 GB • 2000MHz

Flexible and designed for effective management of network connections, the barpa Cat.8.1 cable offers maximum protection from EMI/RFI interference. It provides up to four times more speed and frequency than Cat.6A, meeting and exceeding international standards for Cat.8 Class I (2000MHz).

• ISO/IEC 11801; • EN 50173; • IEEE 802.3bt PoE Type 1, 2, 3 and 4; • ANSI/TIA-568.2-D



### SPECIFICATIONS

Plug Housing	UL 94V2 Polyester
Conector	8P8C Shielded Male Type
Inner Conductor Diameter (AWG)	24
Jacket	LSZH
Outer Diameter (mm)	7,4 ± 0,3
Mating Cycles/Durability	750

### LOGISTIC INFORMATION

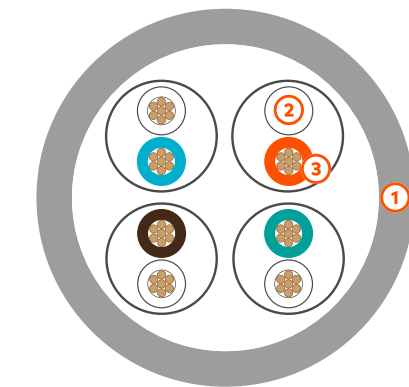
Code	Length (m)	Minimum Order Quantity (MOQ)	Inner Box			Outer Box		
			Quantity (un)	Dimensions (mm)	Weight (kg)	Quantity (un)	Dimensions (mm)	Weight (kg)
82216423010	1	1	6	370x290x60	0,649	60	640x385x315	7,500
82216423020	2	1	4	370x290x60	0,667	40	640x385x315	7,600
82216423030	3	1	3	370x290x60	0,703	30	640x385x315	8,000

PATCH CORD

## Bendable Slim Cat.6A

Flexible and slim, this cable is designed for effective management of network connections. It meets and exceeds international standards for Cat 6A, Class EA, offering a frequency of 500MHz and supporting data rates up to 10G. Available in grey and in various standard sizes.

• ANSI/TIA-568-C.2; • ISO/IEC 11801; • EN 50173;  
• IEC 61935-2.



- 1 Outer Jacket
- 2 Conductor
- 3 Insulation

### SPECIFICATIONS

Plug Housing	UL 94V2 Polyester
Conector	8P8C Unshielded Male Type
Inner Conductor Diameter (AWG)	30
Jacket	PUR
Outer Diameter (mm)	3,00 ± 0,15 mm

### LOGISTIC INFORMATION

Code	Length (m)	Color	Minimum Order Quantity (MOQ)	Inner Box			Outer Box		
				Quantity (un)	Dimensions (mm)	Weight (kg)	Quantity (un)	Dimensions (mm)	Weight (kg)
82213141002	0,25	Grey (RAL 7035)	1	100	277x147x108	1,412	800	580x320x240	12,096
82213141005	0,5		1	80	277x147x108	1,340	640	580x320x240	11,520
82213141010	1		1	50	277x147x108	1,135	400	580x320x240	9,880
82213141015	1,5		1	40	277x147x108	1,094	320	580x320x240	9,552
82213141020	2		1	30	277x147x108	1,011	240	580x320x240	8,888
82213141030	3		1	25	277x147x108	1,099	200	580x320x240	9,592
82213141050	5		1	15	277x147x108	0,983	120	580x320x240	8,664

PATCH CORD

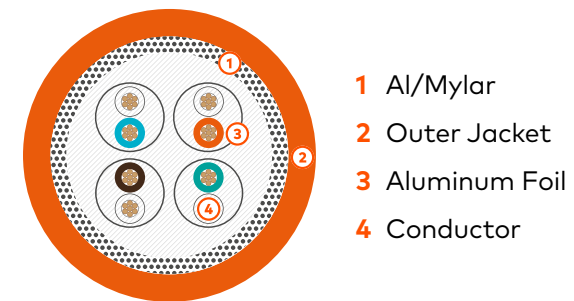
## Cat.6A S/FTP LSZH

The barpa Category 6A S/FTP (Screened Twisted Pair) patch cord belongs to the barpa 10G cabling system. Supports all applications up to 500MHz.

- ANSI/TIA-568-C.2; • ISO/IEC 11801;
- EN 50173; • IEC 61935-2.



Grey (RAL7035); • Yellow (RAL1018); • Blue (RAL5017); • Green (RAL6016); • Orange (RAL2008); • Red (RAL3028); • Black (RAL9005). Non standards colors, lengths & configurations available on request. More than 5m without Delta certificate.



### SPECIFICATIONS

Material	Copper
Conductor (AWG)	26
Cable Diameter (mm)	5.80 ± 0.02

### PART NUMBER BREAKDOWN - ORDER INFORMATION

8 2 2 1 3 2 2 C M M M

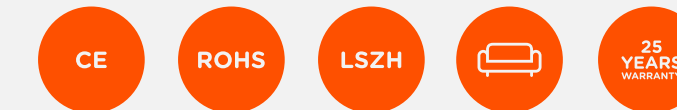
COLOR	Grey	Yellow	Blue	Green	Orange	Red	Black	White							
C	1	2	3	4	5	6	7	8							
METERS	0.15	0.25	0.5	1	1.5	2	3	5	7	10	15	20	25	30	50
M M M	001	002	005	010	015	020	030	050	070	100	150	200	250	300	500

PATCH CORD

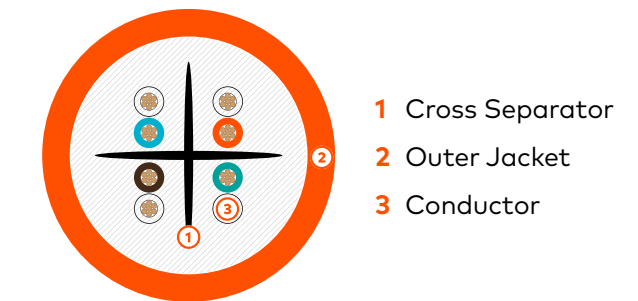
## Cat.6A U/UTP LSZH

The barpa Category 6A UTP (Unscreened Twisted Pair) patch cord belongs to the barpa 10G cabling system. Supports all applications up to 500MHz.

- ANSI/TIA-568-C.2; • ISO/IEC 11801; • EN 50173;
- IEC 61935-2.



Grey (RAL7035); • Yellow (RAL1018); • Blue (RAL5017); • Green (RAL6016); • Orange (RAL2008); • Red (RAL3028); • Black (RAL9005). Non standards colors, lengths & configurations available on request.



### SPECIFICATIONS

Material	Copper
Conductor (AWG)	24
Cable Diameter (mm)	5.80 ± 0.02

### PART NUMBER BREAKDOWN - ORDER INFORMATION

8 2 2 1 3 1 2 C M M M

COLOR	Grey	Yellow	Blue	Green	Orange	Red	Black	White							
C	1	2	3	4	5	6	7	8							
METERS	0.15	0.25	0.5	1	1.5	2	3	5	7	10	15	20	25	30	50
M M M	001	002	005	010	015	020	030	050	070	100	150	200	250	300	500

PATCH CORD

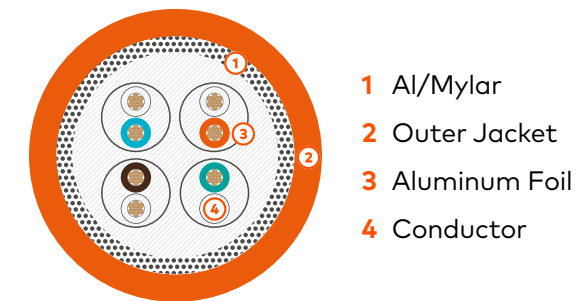
## Cat.6 S/FTP LSZH

The barpa Category 6 S/FTP (Screened Twisted Pair) patch cord belongs to the barpa 1G cabling system. Supports all applications up to 250MHz.

- ANSI/TIA-568-C.2; • ISO/IEC 11801; • EN 50173;
- IEC 61935-2.



Grey (RAL7035); • Yellow (RAL1018); • Blue (RAL5017); • Green (RAL6016); • Orange (RAL2008); • Red (RAL3028); • Black (RAL9005). Non standards colors, lengths & configurations available on request. More than 5m without Delta certificate.



### SPECIFICATIONS

Material	Copper
Conductor (AWG)	27
Cable Diameter (mm)	5.60 ± 0.02

### PART NUMBER BREAKDOWN - ORDER INFORMATION

8 2 2 1 2 2 2 C M M M


COLOR	Grey	Yellow	Blue	Green	Orange	Red	Black	White							
C	1	2	3	4	5	6	7	8							
METERS	0.15	0.25	0.5	1	1.5	2	3	5	7	10	15	20	25	30	50
M M M	001	002	005	010	015	020	030	050	070	100	150	200	250	300	500

PATCH CORD

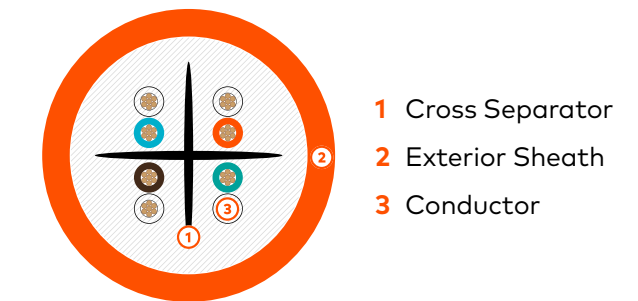
## Cat.6 U/UTP LSZH

The barpa Category 6 UTP (Unscreened Twisted Pair) patch cord belongs to the barpa 1G cabling system. Supports all applications up to 250MHz.

- ANSI/TIA-568-C.2; • ISO/IEC 11801; • EN 50173;
- IEC 61935-2.



Grey (RAL7035); • Yellow (RAL1018); • Blue (RAL5017); • Green (RAL6016); • Orange (RAL2008); • Red (RAL3028); • Black (RAL9005). Non standards colors, lengths & configurations available on request. More than 5m without Delta certificate.



### SPECIFICATIONS

Material	Copper
Conductor (AWG)	26
Cable Diameter (mm)	5.00 ± 0.03

### PART NUMBER BREAKDOWN - ORDER INFORMATION

8 2 2 1 2 1 2 C M M M

COLOR	Grey	Yellow	Blue	Green	Orange	Red	Black	White							
C	1	2	3	4	5	6	7	8							
METERS	0.15	0.25	0.5	1	1.5	2	3	5	7	10	15	20	25	30	50
M M M	001	002	005	010	015	020	030	050	070	100	150	200	250	300	500

## FIELD PLUG

# RJ45 Cat.8 STP

Simple to assemble for patch cables in different lengths, made mainly for industrial usage. Easy to install, is the most common way to recognize this barpa product.

• IEC 606037-7-81; • ISO/IEC 11801 • EN50173-1; • ANSI/TIA-568.2-D; • UL-94-V-0; • IEC 60512-99-002; • UL-1863; • UL-2043;



## SPECIFICATIONS

Shield Material	Zinc Die-Cast Nickel-Plated
IDC Contact	Phosphor bronze with tin-plated
Contact Finishing	Phosphor bronze with 50µ" gold plate
Cable Way Out (Orientation)	180°
Wiring Scheme	T568A/B
Insertion Force	≤ 30 N
Cable Outer Diameter (mm)	7,0 – 8,5
Insulation Diameter (mm)	1,2 – 1,7

## LOGISTIC INFORMATION

Code	Minimum Order Quantity (MOQ)	Inner Box			Outer Box		
		Quantity (un)	Dimensions (mm)	Weight (kg)	Quantity (un)	Dimensions (mm)	Weight (kg)
82246122180	1	50	230x230x70	1,28	500	480x400x250	12,46

## FIELD PLUG

# Field Term Plug The Lyra RJ45 Cat.6A STP

Simple to assembly and to attach. Made mainly for industrial usage. Simple to attach, is the most common way to recognize this barpa product.

• EN60603-7-51; • IEEE 802.3at ; • ANSI/TIA-568-D;  
• ISO/IEC 11801; • DIN EN 50173-1; • IEEE 802.3bt;  
• IEEE 802.3af; • IEEE 802.3an; • IEC 60529; • UL94;  
• RoHS; • UL1863; • UL2043.



## SPECIFICATIONS

Cable Way Out (Orientation)	180°
Wiring	T568-B
IDC Contacts - Solid Cable	Solid 0,51 - 0,64 mm AWG24 - AWG22/1
IDC Contacts - Stranded Cable	Stranded 0,46 - 0,76 mm AWG27 - AWG22/7 Stranded 0,61 - 0,78 mm AWG24 - AWG22/19
Shield Material	Zinc Die-Cast Nickel-Plated
Color	Metalic

## LOGISTIC INFORMATION

Code	Unit Weight (g/item)	Dimensions (mm)	Pollybag		Inner Box		Outer Box	
			Quantity (un)	Dimensions (mm)	Quantity (un)	Dimensions (mm)	Quantity (un)	
82243322000	27	10x14,7x2	1	295x135x45	10	330x305x270	1	

RJ45 MODULAR PLUG

## Cat.6A STP 23 AWG Pass Through

Designed with a 50µ gold-plated finish for enhanced durability, barpa's RJ45 STP Modular Plugs feature a pass-through design that simplifies and accelerates the installation process. Compatible with barpa's Cat.6 and Cat.6A copper cable solutions (23 AWG), they ensure performance up to 500MHz, meeting the

quality standards for your network.

- UL94V-2 • ANSI/TIA-1096-A • IEC60603-7
- Directive 2011/65/EU (RoHS)



### LOGISTIC INFORMATION

Code	PLA Bag			Inner Box			Outer Box		
	Quant. (un)	Weight (kg)	Dimensions (mm)	Quant. (un)	Weight (kg)	Dimensions (mm)	Quant. (un)	Weight (kg)	Dimensions (mm)
82240720001	50	0,14	160x150	1500	4,69	450x300x150	9000	2987	650x500x500

RJ45 MODULAR PLUG

## Cat.6A UTP 23-24 AWG Pass Through

Designed with a 50µ gold-plated finish for enhanced durability, barpa's RJ45 UTP Modular Plugs feature a pass-through design that simplifies and accelerates the installation process. Compatible with barpa's Cat.6 and Cat.6A copper cable solutions (23-24 AWG), they ensure performance up to 500MHz, meeting the

quality standards for your network.

- UL94V-2 • ANSI/TIA-1096-A • IEC60603-7
- Directive 2011/65/EU (RoHS)



### LOGISTIC INFORMATION

Code	PLA Bag			Inner Box			Outer Box		
	Quant. (un)	Weight (kg)	Dimensions (mm)	Quant. (un)	Weight (kg)	Dimensions (mm)	Quant. (un)	Weight (kg)	Dimensions (mm)
82240710002	50	0,07	160x150	1500	2,64	450x300x150	9000	1767	650x500x500



## KEYSTONE JACK

### Cat.8 STP

The barpa Category 8 STP (Screened Twisted Pair) jack is part of the barpa 40G cabling system. This jack features a unique and simple design that allows for easy, toolless termination while maintaining excellent electrical performance. It supports all applications up to 2000MHz.

• IEC 60603-7-81; • ISO/IEC 11801; • IEC 60512-99-002;  
• EN 50173-1; • ANSI/TIA-568.2-D; • ANSI/TIA 1096-A;  
• UL-94-V-0



#### SPECIFICATIONS

Cable Way Out (Orientation)	180°
Wiring	T568A/B
IDC Contacts – Solid Cable	Accept 22-24 AWG solid wires

#### LOGISTIC INFORMATION

Code	Minimum Order Quantity (MOQ)	Inner Box			Outer Box		
		Quantity (un)	Dimensions (mm)	Weight (kg)	Quantity (un)	Dimensions (mm)	Weight (kg)
82246322000-1	1	30	200x140x100	0,84	300	535x313x234	8,10

## KEYSTONE JACK

### Cat.6A STP

The barpa Category 6A STP (Screened Twisted Pair) jack belongs to the barpa 10G cabling system. This jack has unique and simple design done to be easy for termination because is toolless but always thinking about excellent electrical performance. Supports all applications up to 500MHz.

- IEC 60603-7-51; • IEC 60512-26-100; • ISO/IEC 11801 ed.2.2;
- IEC 60512-99-001; • IEC 60512-99-002; • IEC 60512-9-3; • EN50173-1;
- ANSI/TIA-568-B.2-1; • ANSI/TIA-568.2-D; • ANSI/TIA 1096-A.



## SPECIFICATIONS

Cable Way Out (Orientation)	180°
Wiring	T568A/B
IDC Contacts - Solid Cable	Accept 22-26 AWG solid with a insulation diameter of 0,4-0,6 mm

## LOGISTIC INFORMATION

Code	Description	Unit Weight (kg)	Inner Box			Outer Box		
			Quantity (un)	Dimensions (mm)	Weight (kg)	Quantity (un)	Dimensions (mm)	Weight (kg)
82243122180	Keystone Jack Cat.6A STP <b>Silver</b> Toolless	0,02	24	223x120x42	0,65	504	380x240x365	15,00

## KEYSTONE JACK

### Cat.6A UTP

The barpa Category 6A UTP (Unscreened Twisted Pair) jack belongs to the barpa cabling system. This jack as an unique and tested to the latest Category 6A specifications defined in the Internacional standards. Support all applications up to 500MHz.

- IEC 60603-7-41; • IEC 60512-26-100; • ISO/IEC 11801 ed.2.2;
- IEC 60512-99-001; • IEC 60512-99-002; • IEC 60512-9-3;
- EN50173-1; • ANSI/TIA-568-B.2-1; • ANSI/TIA-568.2-D;
- ANSI/TIA 1096-A.



## SPECIFICATIONS

Cable Way Out (Orientation)	180°
Wiring	T568A/B
IDC Contacts - Solid Cable	Accept 22-26 AWG solid with a insulation diameter of 0,4-0,6 mm

## LOGISTIC INFORMATION

Code	Description	Unit Weight (kg)	Inner Box			Outer Box		
			Quantity (un)	Dimensions (mm)	Weight (kg)	Quantity (un)	Dimensions (mm)	Weight (kg)
82243110180	Keystone Jack Cat.6A UTP <b>White</b> Toolless	0,01	24	223 x 120 x 42	0,30	504	380x240x365	8,00
82243111180	Keystone Jack Cat.6A UTP <b>Black</b> Toolless	0,01	24	223 x 120 x 42	0,30	504	380x240x365	8,00

## KEYSTONE JACK

### Cat.6A UTP 90°/180°

The barpa Category 6A UTP (Unscreened Twisted Pair) jack belongs to the barpa cabling system. This jack as an unique and tested to the latest Category 6A specifications defined in the Internacional standards. Support all applications up to 500MHz.

- IEC 60603-7-41; • IEC 60512-26-100; • ISO/IEC 11801 ed.2.2; • IEC 60512-99-001; • IEC 60512-99-002; • IEC 60512-9-3;
- EN50173-1; • ANSI/TIA-568-B.2-1; • ANSI/TIA-568.2-D;
- ANSI/TIA 1096-A.



## SPECIFICATIONS

Cable Way Out (Orientation)	90° / 180°
Wiring	T568A/B
IDC Contacts - Solid Cable	Accept 22-26 AWG solid with a insulation diameter of 0,4-0,6 mm

## LOGISTIC INFORMATION

Code	Description	Unit Weight (kg)	Inner Box			Outer Box		
			Quantity (un)	Dimensions (mm)	Weight (kg)	Quantity (un)	Dimensions (mm)	Weight (kg)
82243110090	Keystone Jack Cat.6A UTP <b>White</b> 90°/180° Way Out	0,01	24	223x120x42	0,30	504	380x240x365	8,00
82243111090	Keystone Jack Cat.6A UTP <b>Black</b> 90°/180° Way Out	0,01	24	223x120x42	0,30	504	380x240x365	8,00

## KEYSTONE JACK

### Cat.6 STP

The barpa Category 6 STP (Screened Twisted Pair) jack belongs to the barpa 1G cabling system. This jack has unique and simple design done to be easy for termination because is toolless but always thinking about excelent electrical performance. Supports all applications up to 250Mhz.

- IEC 60603-7-5; • IEC 60512-26-100; • ISO/IEC 11801 ed.2.2;
- IEC 60512-99-001; • IEC 60512-99-002; • IEC 60512-9-3;
- EN50173-1; • ANSI/TIA-568-B.2-1; • ANSI/TIA-568.2-D;
- ANSI/TIA 1096-A.



## SPECIFICATIONS

Cable Way Out (Orientation)	180°
Wiring	T568A/B
IDC Contacts - Solid Cable	Accept 22-26 AWG solid with a insulation diameter of 0,4-0,6 mm

## LOGISTIC INFORMATION

Code	Description	Unit Weight (kg)	Inner Box			Outer Box		
			Quantity (un)	Dimensions (mm)	Weight (kg)	Quantity (un)	Dimensions (mm)	Weight (kg)
82242122180	Keystone Jack Cat.6 STP <b>Silver</b> Toolless	0,02	24	223 x 120 x 42	0,65	504	380x240x365	15,00

## KEYSTONE JACK

### Cat.6 UTP

The barpa Category 6 UTP (Unscreened Twisted Pair) jack belongs to the barpa cabling system. This jack as an unique and tested to the latest Category 6 specifications defined in the Internacional standards. Support all applications up to 250MHz.

- IEC 60603-7-4; • IEC 60512-26-100; • ISO/IEC 11801 ed.2.2;
- IEC 60512-99-001; • IEC 60512-99-002; • IEC 60512-9-3;
- EN50173-1; • ANSI/TIA-568-B.2-1; • ANSI/TIA-568.2-D;
- ANSI/TIA 1096-A.



## SPECIFICATIONS

Cable Way Out (Orientation)	180°
Wiring	T568A/B
IDC Contacts - Solid Cable	Accept 22-24 AWG solid with a insulation diameter of 0,45-0,55 mm
IDC Contacts - Stranded Cable	Accept 22-26 AWG stranded with a insulation diameter of 0,48-0,76 mm

## LOGISTIC INFORMATION

Code	Description	Unit Weight (kg)	Inner Box			Outer Box		
			Quantity (un)	Dimensions (mm)	Weight (kg)	Quantity (un)	Dimensions (mm)	Weight (kg)
82242110180	Keystone Jack Cat.6 UTP <b>White</b> Toolless	0,01	24	223x120x42	0,30	504	380x240x365	8,00
82242111180	Keystone Jack Cat.6 UTP <b>Black</b> Toolless	0,01	24	223x120x42	0,30	504	380x240x365	8,00

## KEYSTONE JACK

### Cat.6 UTP 90°/180°

The barpa Category 6 UTP (Unscreened Twisted Pair) jack belongs to the barpa cabling system. This jack as an unique and tested to the latest Category 6 specifications defined in the Internacional standards. Support all applications up to 250MHz.

- IEC 60603-7-4; • IEC 60512-26-100; • ISO/IEC 11801 ed.2.2;
- IEC 60512-99-001; • IEC 60512-99-002; • IEC 60512-9-3;
- EN50173-1; • ANSI/TIA-568-B.2-1; • ANSI/TIA-568.2-D;
- ANSI/TIA 1096-A.



## SPECIFICATIONS

Cable Way Out (Orientation)	90° / 180°
Wiring	T568A/B
IDC Contacts - Solid Cable	Accept 22-26 AWG solid with a insulation diameter of 0,4-0,6 mm

## LOGISTIC INFORMATION

Code	Description	Unit Weight (kg)	Quantity (un)	Inner Box		Outer Box		
				Dimensions (mm)	Weight (kg)	Quantity (un)	Dimensions (mm)	Weight (kg)
82242110090	Keystone Jack Cat.6 UTP <b>White</b> 90°/180° Way Out	0,01	24	223x120x42	0,30	504	380x240x365	8,00
82242111090	Keystone Jack Cat.6 UTP <b>Black</b> 90°/180° Way Out	0,01	24	223x120x42	0,30	504	380x240x365	8,00

## FACEPLATE

# 45x45 for RJ45 1 or 2 ports

The faceplates from barpa are especially design to RJ45 Keystone Jack applications and are compatible with all barpa UTP and STP connectors. They are easy to install and fit in all 45x45 mm formats. With shutters for dust protection and labeling windows for faceplate identification.

- IEC 60529; • IEC 60603-7; • IEC 60068-2; • IEC 61340-5-1:2007;
- IEC 60670-1:2005 + A1:2013; • Directive 2011/65/UE (RoHS).



## SPECIFICATIONS

Dimensions	45 x 45 x 38,6 mm
Material	High Quality PC-ABS
Number of ports	1 and 2
Type	Flat
Style	45x45
Applied references	<ul style="list-style-type: none"> <li>• barpa UTP Keystone Jack - 82242110180; 82242110090; 82242111180; 82242111090; 82243110180; 82243110090; 82243111180; 82243111090.</li> <li>• barpa STP Keystone Jack - 82242122180; 82243122180</li> </ul>

## LOGISTIC INFORMATION

Code	Description	Polybag			Inner Box			Outer Box		
		Quant. (un)	Weight (kg)	Dimensions (mm)	Quant. (un)	Weight (kg)	Dimensions (mm)	Quant. (un)	Weight (kg)	Dimensions (mm)
82250110001	Faceplate 45x45 mm w/ 1 Port for Rj45 Keystone Jack <b>White (RAL9003)</b>	1	0,01	90 x 38,6 x 132	12	0,30	230 x 90 x 90	192	3,6	380 x 240 x 365
82250110002	Faceplate 45x45 mm w/ 2 Ports for Rj45 Keystone Jack <b>White (RAL9003)</b>	1	0,01	90 x 38,6 x 132	12	0,30	230 x 90 x 90	192	3,6	380 x 240 x 365

## FACEPLATE

# Angled 45x45 for RJ45 - 1 or 2 ports

The faceplates from barpa are especially design to RJ45 Keystone Jack applications and are compatible with all barpa UTP and STP connectors. They are easy to install and the angled wayout prevent patch cords from damage and ensure the correct bending radius of it.

For all 45x45 mm formats. With shutters for dust protection and labeling windows for faceplate identification.

- IEC 60529; • IEC 60603-7; • IEC 60068-2; • IEC 61340-5-1:2007;
- IEC 60670-1:2005 + A1:2013; • Directive 2011/65/UE (RoHS).



## SPECIFICATIONS

Dimensions	45 x 45 x 38,6 mm
Material	High Quality PC-ABS
Number of ports	1 and 2
Type	Angled
Style	45x45
Applied references	<ul style="list-style-type: none"> <li>• barpa UTP Keystone Jack - 82242110180; 82242110090; 82242111180; 82242111090; 82243110180; 82243110090; 82243111180; 82243111090.</li> <li>• barpa STP Keystone Jack - 82242122180; 82243122180</li> </ul>

## LOGISTIC INFORMATION

Code	Description	Polybag			Inner Box			Outer Box		
		Quant. (un)	Weight (kg)	Dimensions (mm)	Quant. (un)	Weight (kg)	Dimensions (mm)	Quant. (un)	Weight (kg)	Dimensions (mm)
82250120001	Angled Faceplate 45x45 mm w/ 1 Port for Rj45 Keystone Jack <b>White (RAL9003)</b>	1	0,01	90 x 38,6 x 132	10	0,30	230 x 90 x 90	160	4,00	380 x 240 x 365
82250120002	Angled Faceplate 45x45 mm w/ 2 Port for Rj45 Keystone Jack <b>White (RAL9003)</b>	1	0,01	90 x 38,6 x 132	10	0,30	230 x 90 x 90	160	4,00	380 x 240 x 365

## FACEPLATE

# American Style 120 Faceplate

The faceplates from barpa are especially design to RJ45 Keystone Jack applications and are compatible with all barpa UTP and STP connectors. It is easy-to-install design and suitable for data and voice application.

• Directive 2011/65/UE (RoHS).



## FACEPLATE

# Surface Mount Box

The Surface Mount Boxes from barpa are especially designed to RJ45 Keystone Jack applications and are compatible with all barpa UTP and STP connectors. They come with 1 or 2 ports with dust shutters to protect from environmental conditions while featuring label positions and insertable charts for connection

identification. They provide easy and fast surface mounted installation. They provide easy and fast surface mounted installation.

• Directive 2011/65/EU (RoHS)



## SPECIFICATIONS

Dimensions	114x69 mm
Color	White (RAL 9003)
Material	High Quality PC-ABS
Number of ports	1 and 2
Type	Flat
Mount	Vertical Flush Mount

## LOGISTIC INFORMATION

Code	Number of Ports	Polybag			Inner Box			Outer Box		
		Quant. (un)	Weight (kg)	Dimensions (mm)	Quant. (un)	Weight (kg)	Dimensions (mm)	Quant. (un)	Weight (kg)	Dimensions (mm)
82250210001	1	1	0,03	14,0x7,0x1,0	10	0,45	230,0x90,0x90,0	160	7,70	380 x 240 x 365
82250210002	2	1	0,03	14,0x7,0x1,0	10	0,45	230,0x90,0x90,0	160	7,70	380 x 240 x 365

## SPECIFICATIONS

Dimensions	1 port	48x65x29,2 mm
	2 ports	74x65x29,2 mm
Material	High Quality PC-ABS	
Number of ports	1 and 2	
Compatible References	barpa UTP Keystone Jack	82242110180; 82242110090; 82242111180; 82242111090; 82243110180; 82243110090; 82243111180; 82243111090
	barpa STP Keystone Jack	82242122180; 82243122180; 82246322000-1

## LOGISTIC INFORMATION

Code	Number of Ports	Polybag			Box		
		Quant. (un)	Weight (kg)	Dimensions (mm)	Quant. (un)	Weight (kg)	Dimensions (mm)
82250310001	1	1	0,03	90x130	210	7,10	380 x 240 x 365
82250310002	2	1	0,03	110x130	150	6,55	380 x 240 x 365

## FACEPLATE

### Din Rail

The faceplates from barpa are especially design to RJ45 Keystone Jack applications. They are easy to install and fit in DIN Rail standard 35 mm format. With shutters for dust protection and labeling windows for faceplate identification.



- IEC 60529; • IEC 60603-7; • IEC 60068-2.

## SPECIFICATIONS

Dimensions	7,85x1,80x6,36 mm
Material	High Quality PC
Number of ports	1
Type	DIN Rail
Style	Industry
Applied references	barpa STP Keystone Jack - 82242122180 ; 82243122180

## LOGISTIC INFORMATION

Code	Description	Polybag			Inner Box			Outer Box		
		Quant. (un)	Weight (kg)	Dimensions (mm)	Quant. (un)	Weight (kg)	Dimensions (mm)	Quant. (un)	Weight (kg)	Dimensions (mm)
82250530011	DIN Rail Keystone RJ45 holder w/ 1 Port Gray (RAL7035)	1	0,01	90,0x38,6x132,0	10	0,20	230,0x90,0x90,0	160	4,00	380x240x365

## PATCH PANEL

### Cat.6A STP 24 Ports 1U IDC 90°

The barpa Category 6A STP (Screened Twisted Pair) patch panel belongs to the barpa 10G cabling system. This shielded version gives the maximum protection from EMI/RFI interference. Supports all applications up to 500Mhz. Cable bundle is one of the special physical characteristics, that promotes quick installation and fast termination. It's up to you to try it.

- IEC 60603-7-4; • IEC 60512-26-100; • ISO/IEC 11801 ed.2.2;
- EN 50173-1; • ANSI/TIA 568-B.2-1.



## SPECIFICATIONS

Color	Black (RAL9005)
Contacts IDC - Cable Solid	Accept 22-24 AWG solid with a insulation diameter of 0,55-0,45 mm
Contacts IDC - Stranded Cable	Accept 22-26 AWG stranded with a insulation diameter of 0,48-0,76 mm

## LOGISTIC INFORMATION

Code	Description	Unit Weight (kg)	Inner Box		Outer Box	
			Dimensions (mm)	Quantity (un)	Dimensions (mm)	Quantity (un)
82234421124	Cat 6A STP IDC 90°, 24 Ports 1U	1.390	505x120x55	1	520x260x300	10

PATCH PANEL

## Cat.6A UTP 24 Ports 1U IDC 180°

The barpa Category 6A UTP (Unscreened Twisted Pair) patch panel belongs to the barpa 10G cabling system. Supports all applications up to 500Mhz. Cable bundle is one of the special physical characteristics, that promotes quick installation and fast termination. It's up to you to try it.

- IEC 60603-7-4; • IEC 60512-26-100; • ISO/IEC 11801 ed.2.2;
- EN 50173-1; • ANSI/TIA 568-B.2-1.



### SPECIFICATIONS

Color	Black (RAL9005)
Contacts IDC - Cable Solid	Accept 22-24 AWG solid with a insulation diameter of 0,45-0,55 mm
Contacts IDC - Stranded Cable	Accept 22-26 AWG stranded with a insulation diameter of 0,48-0,78 mm

### LOGISTIC INFORMATION

Code	Description	Unit Weight (kg)	Inner Box		Outer Box	
			Dimensions (mm)	Quantity (un)	Dimensions (mm)	Quantity (un)
82234511124	Cat 6A UTP IDC 180°, 24 Ports 1U	0.750	505x120x55	1	520x260x300	10

PATCH PANEL

## Cat.6 STP 24 Ports 1U IDC 90°

The barpa Category 6 STP (Screened Twisted Pair) patch panel belongs to the barpa 1G cabling system. This shielded version gives the maximum protection from EMI/RFI interference. Supports all applications up to 250Mhz. Cable bundle is one of the special physical characteristics, that promotes quick installation and fast termination. It's up to you to try it.

- IEC 60603-7-4; • IEC 60512-26-100; • ISO/IEC 11801 ed.2.2;
- EN 50173-1; • ANSI/TIA 568-B.2-1.



### SPECIFICATIONS

Color	Black (RAL9005)
Contacts IDC - Cable Solid	Accept 22-24 AWG solid with a insulation diameter of 0,45-0,55 mm
Contacts IDC - Stranded Cable	Accept 22-26 AWG stranded with a insulation diameter of 0,48-0,76 mm

### LOGISTIC INFORMATION

Code	Description	Unit Weight (kg)	Inner Box		Outer Box	
			Dimensions (mm)	Quantity (un)	Dimensions (mm)	Quantity (un)
82233421124	Cat 6 STP IDC 90° 24 Ports 1U	1.390	505x120x55	1	520x260x300	10



## PATCH PANEL

### Cat.6 UTP 24 Ports 1U IDC 180°

The barpa Category 6 UTP (Unscreened Twisted Pair) patch panel belongs to the barpa 1G cabling system. Supports all applications up to 250Mhz. Cable bundle is one of the special physical characteristics, that promotes quick installation and fast termination. It's up to you to try it.

- IEC 60603-7-4; • IEC 60512-26-100; • ISO/IEC 11801 ed.2.2;
- EN 50173-1; • ANSI/TIA 568-B.2-1.



## PATCH PANEL

### Empty Patch Panel 12 and 24 Ports

This Patch Panel belongs to our Empty Patch Panel range. Suitable to use STP and UTP barpa keystone jacks. Has a very special design with cable bundle, that promotes quick installation and fast termination. It's up to you to try it.

- EIA 19-inch.



## SPECIFICATIONS

Color	Black (RAL9005)
Contacts IDC - Cable Solid	Accept 22-24 AWG solid with a insulation diameter of 0,45-0,55 mm
Contacts IDC - Stranded Cable	Accept 22-24 AWG solid with a insulation diameter of 0,48-0,76 mm

## LOGISTIC INFORMATION

Code	Description	Unit Weight (kg)	Inner Box		Outer Box	
			Dimensions (mm)	Quantity (un)	Dimensions (mm)	Quantity (un)
82233511124	Cat 6 UTP IDC 180° 24 Ports 1U	0.67	505x120x55	1	520x260x300	10

## SPECIFICATIONS

Color	Black (RAL9005)
-------	-----------------

## LOGISTIC INFORMATION

Code	Description	Unit Weight (kg)	Dimensions (mm)	Inner Box		Outer Box	
				Quantity (un)	Dimensions (mm)	Quantity (un)	
82230101024	Empty Patch Panel - 24P 0.5U	0.40	505x120x55	1	520x260x300	10	
82230101124	Empty Patch Panel - 24P 1U	0.46	505x120x55	1	520x260x300	10	
82330601112	Empty Patch Panel - 12P - 10"	0.35	265x125x55	1	520x260x300	18	

PATCH PANEL

## 3 Tech Patch Panel

barpa 3 Tech Patch Panel is a 19" standard that offers flexibility and compact design for your network in only 1U of a rack space. Engineered for versatility, this product accommodates a variety of front plates and a splice tray to meet different connectivity requirements. Choose from copper, fiber and coaxial options to tailor your panel to your specific needs.

• EIA 19-inch.



### SPECIFICATIONS

Front Plates	6 RJ45 Ports   6 SC Simplex Ports   6 SC Duplex Ports   8 CC   Blank   6 Ports with Splice Tray
Thickness (mm)	1,2
Material	SPCC Steel
Color	Black (RAL 9005)
Dimensions (mm)	482,6 x 107,5 x 44,0
Weight (kg)	0,55

### LOGISTIC INFORMATION

Code	Description	Paper Bag		Inner Box		Outer Box	
		Dimensions (mm)	Quantity (un)	Dimensions (mm)	Quantity (un)	Dimensions (mm)	Quantity (un)
82251101000	Empty 3 Tech Patch Panel 1U	-	-	510x130x50	1	530x430x280	18
82251100001	Blank Front Plate 3 Tech Patch Panel	90x160	1	-	-	260x230x230	70
82251100003	Front Plate 3 Tech Patch Panel for 8 CC	90x160	1	-	-	260x230x230	70
82251100004	Front Plate 3 Tech Patch Panel for 6 SC Duplex	90x160	1	-	-	260x230x230	70
82251100005	Front Plate 3 Tech Patch Panel for 6 SC Simplex	90x160	1	-	-	260x230x230	70
82251100006	Front Plate 3 Tech Patch Panel for 6 RJ45 Ports	90x160	1	-	-	260x230x230	70
82251100002	Front Plate 3 Tech Patch Panel with Splice Tray	For more information about this product, please see page 50.					
82251100007	3 Tech Patch Panel 1U + 6xSC Duplex Front Plate, 6xRJ45 Front Plate + 8 CC Front Plate	To order the empty panel along with three individual front plates (6x SC Duplex, 6x RJ45, and 8 CC), please use the following code.					

## PATCH PANEL

# Cat3 25, 50 Ports 1U



The barpa Voice Patch Panel is 19" rack mounted, available in 25 and 50 ports. Both 1U. All ports are numbered and is suitable for voice applications.

• ISO/IEC 11801; • EN50173-1; • ANSI/TIA 568-B.2-1.

## ACCESSORIES

# Copper Tape

The copper tape is the perfect solution to enhance your shielded connections.

## SPECIFICATIONS

Color	Black (RAL9005)
Contacts IDC - Cable Solid	Accept 22-24 AWG solid with a insulation diameter of 0,45-0,55 mm
Contacts IDC - Stranded Cable	Accept 22-26 AWG stranded with a insulation diameter of 0,48-0,76 mm

## LOGISTIC INFORMATION

Code	Description	Unit Weight (kg)	Inner Box		Outer Box	
			Dimensions (mm)	Quantity (un)	Dimensions (mm)	Quantity (un)
82231201125	Voice Cat 3 25 Ports 1U	1.20	505x120x55	1	520x260x300	10
82231201150	Voice Cat 3 50 Ports 1U	1.20	505x120x55	1	520x260x300	10

## LOGISTIC INFORMATION

Code	Unit Weight (kg)	Dimensions (mm)	Quantity (un)
82240503000	0.22	136x136x10	1

## ACCESSORIES

### Dust Cover for Patch Panel

The dust cover for empty patch panel barpa is a proper solution to optimize your network with an aesthetically pleasing design. Also, prevent the dust to damage your connections. Unused ports can be covered with dust covers.

## LOGISTIC INFORMATION

Code	Unit Weight (kg)	Dimensions (mm)	Quantity (un)
82240401000	0.019	120x80x30	12

## ACCESSORIES

### Velcro Tape

Velcro Tape 16mm wide and 25m long. It is reusable and fully adjustable. You can cut to size avoiding waste. It is easy to use and if you use it on the cables you will avoid crushing them.

## LOGISTIC INFORMATION

Code	Unit Weight (kg)	Dimensions (mm)	Quantity (un)
82391511025	0.2	220x220x16	1

## ACCESSORIES

# RJ45 Plug Dust Cap

Designed to provide effective protection, the Dust Caps for RJ45 Plugs prevent dust and moisture from infiltrating, preserving the integrity and performance of the connections. With a precise and secure fit, these caps are essential in environments where RJ45 ports are temporarily unused, ensuring the longevity and reliability of the network.

• Directive 2011/65/EU (RoHS)

ROHS



## SPECIFICATIONS

Material	PC
Color	Black (RAL 9004)
Compatibility	RJ45 Plugs
Weight (kg)	0,0007
Dimensions (mm)	14,0 x 14,2 x 12,9

## LOGISTICS INFORMATION

Code	PLA Bag			Inner Box			Outer Box		
	Quantity (un)	Weight (kg)	Dimensions (mm)	Quantity (un)	Weight (kg)	Dimensions (mm)	Quantity (un)	Weight (kg)	Dimensions (mm)
82240901000	50	0,004	160x150	1500	1,57	450x300x150	9000	11,51	650x500x500

## ACCESSORIES

### RJ45 Modular Plug Cable Boot STP

Specifically designed for barpa's RJ45 STP Modular Plugs, these boots provide a stable and secure connection between the plug and the cable, ensuring reliable performance. Available in a range of colors, they allow for efficient and customized visual identification of connections, making network organization

and management easier.

• Directive 2011/65/EU (RoHS)



## LOGISTICS INFORMATION

Code	Color	Weight Unit (kg)	Dimensions (mm)	Bag Quantity (un)
82240820100	Grey			
82240820200	Black			
82240820300	White			
82240820400	Purple			
82240820500	Orange	0,0023	26,0 x 17,0 x 14,2	50
82240820600	Green			
82240820700	Red			
82240820800	Yellow			
82240820900	Blue			

## ACCESSORIES

### RJ45 Modular Plug Cable Boot UTP

Specifically designed for barpa's RJ45 UTP Modular Plugs, these boots provide a stable and secure connection between the plug and the cable, ensuring reliable performance. Available in a range of colors, they allow for efficient and customized visual identification of connections, making network organization

and management easier.

• Directive 2011/65/EU (RoHS)



## LOGISTICS INFORMATION

Code	Color	Weight Unit (kg)	Dimensions (mm)	Bag Quantity (un)
82240810100	Grey			
82240810200	Black			
82240810300	White			
82240810400	Purple			
82240810500	Orange	0,0017	23,0 x 12,6 x 9,6	50
82240810600	Green			
82240810700	Red			
82240810800	Yellow			
82240810900	Blue			

## TOOL

# RJ45 Modular Plug Crimp Tool

This tool was engineered specifically for barpa's RJ45 Modular Plugs, allowing you to crimp and cut all 8 conductors simultaneously with precision. Achieve up to 85% faster terminations, drastically reducing installation time. Equipped with 3 durable, long-lasting blades, this tool ensures consistent efficiency and extends its lifespan, making it a reliable choice for professionals.



## SPECIFICATIONS

Material	Body: S45C Steel Crimping Part: AISI 4140 Alloy Steel
Color	Black and Blue
Compatibility	Shielded and Unshielded Modular Plugs
Weight (kg)	0,501
Dimensions (mm)	211 x 57 x 19,8

## LOGISTIC INFORMATION

Code	Inner Box			Outer Box		
	Quantity (un)	Weight (kg)	Dimensions (mm)	Quantity (un)	Weight (kg)	Dimensions (mm)
82240600900	1	0,537	226x76x20	20	10,97	250x185x255

## TOOL

# Crimping and Cut Tool for Punch Down 110 RJ45 Keystone

This tool was designed specially for keystones RJ45 of 90°/180° of barpa which it crimps and cuts the 8 conductors at one time. You can reduce in more than 85% the time of termination of one keystone.

## SPECIFICATIONS

Colour	Black and Blue
--------	----------------

Material	Steel
----------	-------

### Applied references

- barpa Keystone Jack Cat.6 UTP 90°/180° - 82242110090; 82242110090-1; 82242111090; 82242111090-1
- barpa Keystone Jack Cat.6A UTP 90°/180° - 82243110090; 82243110090-1; 82243111090; 82243111090-1

## LOGISTIC INFORMATION

Code	Dimensions (mm)	Unit Weight (kg)
82240601090	300x115	0,42



# racks and cabinets



Click on the range of products you want to explore.  
If you want to see the racks and cabinets guideline go to the next page.

IP55 CABINET INDUS	SERVER CABINET CETUS	NETWORK CABINET NORMA	WALL CABINET CRUX	OPEN RACK PYXIS	KVM	PDU'S AND ACCESSORIES	
Indus 19" Floor IP55 Interior 42U 800x800	Cetus 1 24U to 47U 600 to 800 width 800 to 1200 depth	Norma 0	Crux 1 6U to 22U 450 to 600 depth	Pyxis 1 29U to 47U 600x600	Switch VGA 17" LCD	PDU	Brush Panel for Norma
						Cooling Fan	Shelf without Holes
Indus 19" Wall IP55 Interior 12U to 18U 450 and 600 depth		Norma 1	Crux 2 2U to 7U			1U Fan Unit	Shelf with Holes
						Fan Unit with Thermostat	Fixed Shelf
						Fan Unit	Sliding Shelf
						Airflow for Crux 1	Lock
						Metal Cable Management with Cover 1U	Password Lock
						Metal Cable Management with Cover	Side and Front Door Lock
						Metal Cable Management 1U	Casters
						Plastic Cable Management 1U	Drawer
						Cable Management with Brush 1U	Plinth
						Cable Management with Open Brush 1U	Screws
						Brush Panel for Velcro Tape 1U	Connection Kit
						Blank Panel	Vertical Cable Management
						Blank Panel Snap in Toolless	Adjustable Feet
						PDU Cable Management	Coaxial Patch Panel

# racks and cabinets guideline

 Click on the product you want to know more.

## INDOOR CABINET

### Indus Floor Version IP55 Interior

The series Indus of barpa are designed for industrial purposes. Application in Warehouses, factories, where there are harsh environments

but with no direct rain or external usage. With IP55 protection class against dust water jets (EN60529). Solid front and rear door and already mounted.

- IEC 60529:1989+A1:1999+A2:2013;
- ANSI/EIA RS-310-E; IEC 60297-3;
- DIN41494 Part 1 and 7.



## SPECIFICATIONS

Material	SPCC 19' rails: 2,0mm; Others: 1,2mm
Loading Capacity (kg)	1000
Color	Grey (RAL7035)
Earth connection	Yes
Index Protection	IP55
IK	10

## LOGISTIC INFORMATION

Code	U	Width (mm)	Depth (mm)	Height Mounted (mm)	Weight (kg)
82343420808	42	800	800	2145	151



## INDOOR CABINET

### Indus Wall Version IP55 Interior

The series Indus of barpa are designed for industrial purposes. Application in Warehouses, factories, where there are harsh environments

but with no direct rain or external usage. Cabinet mounted with IP55 protection class against dust and water jets (EN60529).

- IEC 60529:1989+A1:1999+A2:2013;
- ANSI/EIA RS-310-E; IEC 60297-3;
- DIN41494 Part 1 and 7.



## SPECIFICATIONS

Loading Capacity (kg)	100
Color	Grey (RAL7035)
Earth connection	Yes
Index Protection	IP55
IK	10

## LOGISTIC INFORMATION

Code	U	Width (mm)	Depth (mm)	Height Mounted (mm)	Weight (kg)
82323120604	12	600	450	635	31,5
82323120606	12	600	600	635	37,0
82323180604	18	600	450	902	37,5
82323180606	18	600	600	902	45,0

## SERVER CABINET

### Cetus 1

Cetus 1 cabinet was designed for demanding spaces, like Data Centers. It's available in a range of heights and depths and accommodates a load of up to 1500 kg. The best way to

get the most of this cabinet is with barpa accessories, you can get them separately. Order this product either assembled or in flat packs.

• ANSI/EIA RS-310-D; • IEC 60297-2; • DIN 41494 Part 1 and 7.



## SPECIFICATIONS

Material	SPCC Cold Rolled Steel; 19" rails: 2,0mm; Casters tray: 2,0mm; Others 1,2mm
Loading Capacity (kg)	1500
Color	Black (RAL 7021)
Ventilation (%)	67
Earth Connection	Yes
Product Family	Serie Cetus
Packaging	Flat packing - making it easier to transport
Design	Side door: split into 2 parts, lockable with square locks; Front and rear door; pluggable front door and rear doors, with external hinges. Casters: fitted in the installation, 4 high load wheels.
Frame	Duplex profile frames, could be connected by 8 pieces of screws
Front and Rear Doors	Sheet steel front door perforated + Double sheet steel rear door perforated
Cable Entries	Sliding and adjustable cable entries on top and bottom, edges of cable entries are with the design to prevent wires from scratching
Mounting Rails	Installation position of mounting rails could be adjusted quickly
Includes	<b>2 x vertical cable management panel. Locks. Casters. Adjustable feet.</b>



## SERVER CABINET

### Cetus 1

Cetus 1 cabinet was designed for demanding spaces, like Data Centers. It's available in a range of heights and depths and accommodates a load of up to 1500 kg. The best way to get the most of this cabinet is with barpa accessories, you should get them separately.

- ANSI/EIA RS-310-D; • IEC 60297-2;
- DIN 41494 Parte 1 e 7.



## LOGISTIC INFORMATION

Code	U	Width (mm)	Length (mm)	Mounted Height (mm)	Dimensions (mm)				Weight (kg)			
					Pack 1	Pack 2	Pack 3	Pack 4	Pack 1	Pack 2	Pack 3	Pack 4
82351240608	24	600	800	1230	1270x830x130	1270x830x130	620x750x130	-	31	31	19	-
82351420608	42	600	800	2030	2070x830x130	2070x830x130	620x750x130	-	48	50	19	-
82351420610	42	600	1000	2030	2070x1030x130	2070x1030x130	620x950x130	-	53	56	21	-
82351420612	42	600	1200	2030	2070x1230x130	2070x1230x130	620x1150x130	-	58	61	23	-
82351420808	42	800	800	2030	2070x890x130	2070x890x130	900x810x130	1840x200x130	50	52	30	9
82351420810	42	800	1000	2030	2070x1030x130	2070x1030x130	900x1010x130	1840x200x130	55	57	34	9
82351420812	42	800	1200	2030	2070x1230x130	2070x1230x130	900x1210x130	1840x200x130	60	62	38	9
82351470608	47	600	800	2252	2270x830x130	2270x830x130	620x750x130	-	56	58	18	-
82351470610	47	600	1000	2252	2270x1030x130	2270x1030x130	620x950x130	-	61	64	21	-
82351470612	47	600	1200	2252	2270x1230x130	2270x1230x130	620x1150x130	-	66	69	22	-
82351470808	47	800	800	2252	2270x890x130	2270x890x130	820x750x130	2110x200x130	58	60	26	10
82351470810	47	800	1000	2252	2270x1030x130	2270x1030x130	820x1010x130	2110x200x130	63	65	30	10
82351470812	47	800	1200	2252	2270x1230x130	2270x1230x130	820x1210x130	2110x200x130	68	70	34	10

Note: To order the assembled rack, add "M" at the end of the code.

## NETWORK CABINET

### Norma

Norma cabinet was designed for Networking Rooms. It's available in a range of heights and depths and accommodates a load of up to 800 kg. Five configurations are available: Norma 0,

Norma 1, Norma 2, Norma 3 and Norma 4. The best way to get the most of this cabinet is with barpa accessories, you should get them separately. Order this product either assembled or in flat packs.

- ANSI/EIA RS-310-D; • IEC 60297-2;
- DIN 41494 Parte 1 and 7.



## SPECIFICATIONS

Material	SPCC Cold Rolled Steel; 19" rails: 2.0mm; Casters tray: 2.0mm; Others 1.2mm
Loading Capacity (kg)	800
Color	Black (RAL9004)
Earth Connection	Yes
Includes	<b>2 x Vertical cable management panel, Casters, Adjustable feet, Locks*</b>

\* Not included in Norma 0.

## FEATURES

Exceptional design with precise dimensions
High-load adjustable wheels
Cable entry through the ceiling and floor with adjustable size
Removable side panels for easy maintenance



## NETWORK CABINET

### Norma 0

Norma cabinet was designed for Networking Rooms. It's available in a range of heights and depths and accommodates a load of up to 800 kg. Five configurations are available: Norma 0, Norma 1, Norma 2, Norma 3 and Norma 4. The best way to get the most of this cabinet is with barpa accessories, you should get them separately. Order this product either assembled or in flat packs.

• ANSI/EIA RS-310-D; • IEC 60297-2;  
• DIN 41494 Part 1 y 7.



Without doors and side panels.

## LOGISTIC INFORMATION

Code	U	Width (mm)	Length (mm)	Mounted Height (mm)	Dimensions (mm)			Weight (kg)		
					Pack 1	Pack 2	Pack 4	Pack 1	Pack 2	Pack 4
82341015606	15	600	600	870	800x630x240	640x660x110	-	14	16	-
82341015608		600	800	870	800x630x240	640x860x110	-	14	20	-
82341020606	20	600	600	1092	1020x630x240	640x660x110	-	17	16	-
82341020608		600	800	1092	1020x630x240	640x860x110	-	17	20	-
82341024606	24	600	600	1270	1200x630x240	640x660x110	-	19	16	-
82341024608		600	800	1270	1200x630x240	640x860x110	-	19	20	-
82341024810	29	800	1000	1270	1200x825x240	840x1060x130	1025x840x110	21	33	7
82341029606		600	600	1492	1420x630x240	640x660x110	-	22	16	-
82341029608	600	800	1492	1420x630x240	640x860x110	-	22	20	-	
82341033606	33	600	600	1670	1600x630x240	640x660x110	-	24	16	-
82341033608		600	800	1670	1600x630x240	640x860x110	-	24	20	-
82341038606	38	600	600	1892	1820x630x240	640x660x110	-	27	16	-
82341038608		600	800	1892	1820x630x240	640x860x110	-	27	21	-
82341038610	38	600	1000	1892	1820x630x240	640x1060x110	-	27	24	-
82341038806		800	600	1892	1820x830x240	840x660x130	1660x200x130	29	24	8
82341038808	800	800	1892	1820x830x240	840x860x130	1660x200x130	29	30	8	
82341038810	800	1000	1892	1820x830x240	840x1060x130	1660x200x130	29	35	8	
82341042606	42	600	600	2070	2000x630x240	640x660x110	-	30	16	-
82341042608		600	800	2070	2000x630x240	640x860x110	-	30	21	-
82341042610	600	1000	2070	2000x630x240	640x1060x110	-	30	24	-	
82341042806	42	800	600	2070	2000x830x240	840x660x130	1840x200x130	32	24	9
82341042808		800	800	2070	2000x830x240	840x860x130	1840x200x130	32	30	9

Note: To order the assembled rack, add "M" at the end of the code.





## NETWORK CABINET

### Norma 0

Norma cabinet was designed for Networking Rooms. It's available in a range of heights and depths and accommodates a load of up to 800 kg. Five configurations are available: Norma 0, Norma 1, Norma 2, Norma 3 and Norma 4. The best way to get the most of this cabinet is with barpa accessories, you should get them separately. Order this product either assembled or in flat packs.

- ANSI/EIA RS-310-D; • IEC 60297-2;
- DIN 41494 Part 1 y 7.



Without doors and side panels.

## LOGISTIC INFORMATION

Code	U	Width (mm)	Length (mm)	Mounted Height (mm)	Dimensions (mm)			Weight (kg)		
					Pack 1	Pack 2	Pack 4	Pack 1	Pack 2	Pack 4
82341042810	42	800	1000	2070	2000x830x240	840x1060x130	1840x200x130	32	35	9
82341042812		800	1200	2070	2000x830x240	1230x830x130	1840x200x130	32	40	9
82341047606	47	600	600	2292	2220x630x240	640x660x110	-	33	16	-
82341047608		600	800	2292	2220x630x240	640x860x110	-	33	21	-
82341047610		600	1000	2292	2220x630x240	640x1060x110	-	33	24	-
82341047806		800	600	2292	2220x830x240	840x660x130	2060x200x130	34	24	11
82341047808	47	800	800	2292	2220x830x240	840x860x130	2060x200x130	34	30	11
82341047810		800	1000	2292	2220x830x240	840x1060x130	2060x200x130	34	35	11
823410478112		800	1200	2292	2000x830x240	1230x830x130	2060x200x130	34	40	11



Note: To order the assembled rack, add "M" at the end of the code.

## NETWORK CABINET

### Norma 1

Norma cabinet was designed for Networking Rooms. It's available in a range of heights and depths and accommodates a load of up to 800 kg. Five configurations are available: Norma 0, Norma 1, Norma 2, Norma 3 and Norma 4. The best way to get the most of this cabinet is with barpa accessories, you should get them separately. Order this product either assembled or in flat packs.

• ANSI/EIA RS-310-D; • IEC 60297-2;  
• DIN 41494 Parte 1 e 7.



2 additional Pack 5 Units (Lock).  
Dimension: 180x50x48 mm; Weight: 0.48 kg.

## LOGISTIC INFORMATION

Code	U	Dimensions (mm)				Weight (kg)						
		Width (mm)	Length (mm)	Mounted Height (mm)	Pack 1	Pack 2	Pack 3	Pack 4	Pack 1	Pack 2	Pack 3	Pack 4
82341115606	15	600	600	870	800x630x240	640x660x110	760x650x120	-	14	16	18	-
82341115608		600	800	870	800x630x240	640x860x110	760x650x120	-	14	20	20	-
82341120606	20	600	600	1092	1020x630x240	640x660x110	1000x650x120	-	17	16	23	-
82341120608		600	800	1092	1020x630x240	640x860x110	1000x650x120	-	17	20	26	-
82341124606	24	600	600	1270	1200x630x240	640x660x110	1160x650x120	-	19	16	27	-
82341124608		600	800	1270	1200x630x240	640x860x110	1160x650x120	-	19	20	30	-
82341129606	29	600	600	1492	1420x630x240	640x660x110	1390x650x120	-	22	16	32	-
82341129608		600	800	1492	1420x630x240	640x860x110	1390x650x120	-	22	20	36	-
82341133606	33	600	600	1670	1600x630x240	640x660x110	1580x650x120	-	24	16	36	-
82341133608		600	800	1670	1600x630x240	640x860x110	1580x650x120	-	24	20	42	-
82341138606	38	600	600	1892	1820x630x240	640x660x110	1780x650x120	-	27	16	41	-
82341138608		600	800	1892	1820x630x240	640x860x110	1780x650x120	-	27	21	48	-
82341138610	38	600	1000	1892	1820x630x240	640x1060x110	1790x780x120	-	27	24	49	-
82341138806		800	600	1892	1820x830x240	840x660x130	1770x850x120	1660x200x130	29	24	50	8
82341138808		800	800	1892	1820x830x240	840x860x130	1770x850x120	1660x200x130	29	30	56	8
82341138810		800	1000	1892	1820x830x240	840x1060x130	1770x850x120	1660x200x130	29	35	62	8
82341142606	42	600	600	2070	2000x630x240	640x660x110	1960x650x120	-	30	16	45	-
82341142608		600	800	2070	2000x630x240	640x860x110	1960x650x120	-	30	21	52	-
82341142610	42	600	1000	2070	2000x630x240	640x1060x110	1960x790x120	-	30	24	60	-
82341142806		800	600	2070	2000x830x240	840x660x130	1960x850x120	1840x200x130	32	24	54	9
82341142808		800	800	2070	2000x830x240	840x860x130	1960x850x120	1840x200x130	32	30	62	9
82341142810		800	1000	2070	2000x830x240	840x1060x130	1960x850x120	1840x200x130	32	35	68	9

Note: To order the assembled rack, add "M" at the end of the code.



## NETWORK CABINET

### Norma 1

Norma cabinet was designed for Networking Rooms. It's available in a range of heights and depths and accommodates a load of up to 800 kg. Five configurations are available: Norma 0, Norma 1, Norma 2, Norma 3 and Norma 4. The best way to get the most of this cabinet is with barpa accessories, you should get them separately. Order this product either assembled or in flat packs.

- ANSI/EIA RS-310-D; • IEC 60297-2;
- DIN 41494 Parte 1 e 7.



2 additional Pack 5 Units (Lock).  
Dimension: 180x50x48 mm; Weight: 0.48 kg.

## LOGISTIC INFORMATION

Code	U	Width (mm)	Length (mm)	Mounted Height (mm)	Dimensions (mm)				Weight (kg)			
					Pack 1	Pack 2	Pack 3	Pack 4	Pack 1	Pack 2	Pack 3	Pack 4
82341147606	47	600	600	2292	2220x630x240	640x660x110	2190x650x120	-	33	16	50	-
82341147608		600	800	2292	2220x630x240	640x860x110	2190x650x120	-	33	21	58	-
82341147610		600	1000	2292	2220x630x240	640x1060x110	2190x790x120	-	33	24	66	-
82341147806		800	600	2292	2220x830x240	840x660x130	2190x790x110	2060x200x130	34	24	55	11
82341147808		800	800	2292	2220x830x240	840x860x130	2160x790x110	2060x200x130	34	30	68	11
82341147810		800	1000	2292	2220x830x240	840x1060x130	2160x850x110	2060x200x130	34	35	74	11

Note: To order the assembled rack, add "M" at the end of the code.




## NETWORK CABINET

### Norma 2

Norma cabinet was designed for Networking Rooms. It's available in a range of heights and depths and accommodates a load of up to 800 kg. Five configurations are available: Norma 0, Norma 1, Norma 2, Norma 3 and Norma 4. The best way to get the most of this cabinet is with barpa accessories, you should get them separately. Order this product either assembled or in flat packs.

- ANSI/EIA RS-310-D; • IEC 60297-2;
- DIN 41494 Parte 1 e 7.



**FRONT DOOR**  
Glass with striped holes

**REAR DOOR**  
Double steel perforated

**SIDE PANEL**  
Solid Steel

1 additional Pack 5 Units (Lock).  
Dimension: 180x50x48 mm; Weight: 0.48 kg.

## LOGISTIC INFORMATION

Code	U	Width (mm)	Length (mm)	Mounted Height (mm)	Dimensions (mm)				Weight (kg)			
					Pack 1	Pack 2	Pack 3	Pack 4	Pack 1	Pack 2	Pack 3	Pack 4
82341215606	15	600	600	870	800x630x240	640x660x110	760x650x120	-	14	16	17	-
82341215608		600	800	870	800x630x240	640x860x110	760x650x120	-	14	20	20	-
82341220606	20	600	600	1092	1020x620x240	640x660x110	1000x650x120	-	17	16	23	-
82341220608		600	800	1092	1020x620x240	640x860x110	1000x650x120	-	17	20	26	-
82341224606	24	600	600	1270	1200x630x240	640x660x110	1160x650x120	-	19	16	26	-
82341224608		600	800	1270	1200x630x240	640x860x110	1160x650x120	-	19	20	27	-
82341229606	29	600	600	1492	1420x630x240	640x660x110	1390x650x120	-	22	16	31	-
82341229608		600	800	1492	1420x630x240	640x860x110	1390x650x120	-	22	20	34	-
82341233606	33	600	600	1670	1600x630x240	640x660x110	1580x650x120	-	24	16	35	-
82341233608		600	800	1670	1600x630x240	640x860x110	1580x650x120	-	24	20	40	-
82341238606	38	600	600	1892	1820x630x240	640x660x110	1780x650x120	-	27	16	39	-
82341238608		600	800	1892	1820x630x240	640x860x110	1780x650x120	-	27	21	46	-
82341238610	38	600	1000	1892	1820x630x240	640x1060x110	1780x790x120	-	27	24	53	-
82341238806		800	600	1892	1820x830x240	840x660x130	1780x850x120	1660x200x130	29	24	47	8
82341238808	38	800	800	1892	1820x830x240	840x860x130	1780x850x120	1660x200x130	29	30	54	8
82341238810		800	1000	1892	1820x830x240	840x1060x130	1780x850x120	1660x200x130	29	35	60	8
82341242606	42	600	600	2070	2000x630x240	640x660x110	1960x650x120	-	30	16	44	-
82341242608		600	800	2070	2000x630x240	640x860x110	1960x650x120	-	30	21	50	-
82341242610	42	600	1000	2070	2000x630x240	640x1060x110	1960x790x120	-	30	24	58	-
82341242806		800	600	2070	2000x830x240	840x660x130	1960x850x120	1840x200x130	32	24	52	9
82341242808	42	800	800	2070	2000x830x240	840x860x130	1960x850x120	1840x200x130	32	30	59	9
82341242810		800	1000	2070	2000x830x240	840x1060x130	1940x850x110	1840x200x130	32	35	66	9

Note: To order the assembled rack, add "M" at the end of the code.





## NETWORK CABINET

### Norma 2

Norma cabinet was designed for Networking Rooms. It's available in a range of heights and depths and accommodates a load of up to 800 kg. Five configurations are available: Norma 0, Norma 1, Norma 2, Norma 3 and Norma 4. The best way to get the most of this cabinet is with barpa accessories, you should get them separately. Order this product either assembled or in flat packs.

- ANSI/EIA RS-310-D; • IEC 60297-2;
- DIN 41494 Parte 1 e 7.



**FRONT DOOR**  
Glass with striped holes

**REAR DOOR**  
Double steel perforated

**SIDE PANEL**  
Solid Steel

1 additional Pack 5 Units (Lock).  
Dimension: 180x50x48 mm; Weight: 0.48 kg.

## LOGISTIC INFORMATION

Code	U	Width (mm)	Length (mm)	Mounted Height (mm)	Dimensions (mm)				Weight (kg)			
					Pack 1	Pack 2	Pack 3	Pack 4	Pack 1	Pack 2	Pack 3	Pack 4
82341247610		600	1000	2292	2220x630x240	640x1060x110	2190x790x120	-	33	24	53	-
82341247806	47	800	600	2292	2220x830x240	840x660x130	2190x850x120	2060x200x130	34	24	45	11
82341247808		800	800	2292	2220x830x240	840x860x130	2190x850x120	2060x200x130	34	30	59	11
82341247810		800	1000	2292	2220x830x240	840x1060x130	2190x850x120	2060x200x130	34	35	60	11

Note: To order the assembled rack, add "M" at the end of the code.




## NETWORK CABINET

### Norma 3

Norma cabinet was designed for Networking Rooms. It's available in a range of heights and depths and accommodates a load of up to 800 kg. Five configurations are available: Norma 0, Norma 1, Norma 2, Norma 3 and Norma 4. The best way to get the most of this cabinet is with barpa accessories, you should get them separately. Order this product either assembled or in flat packs.

• ANSI/EIA RS-310-D; • IEC 60297-2;  
• DIN 41494 Parte 1 e 7.



**FRONT DOOR**  
Steel perforated

**REAR DOOR**  
Double steel perforated

**SIDE PANEL**  
Solid Steel

1 additional Pack 5 Units (Lock).  
Dimension: 180x50x48 mm; Weight: 0.48 kg.

## LOGISTIC INFORMATION

Code	U	Width (mm)	Length (mm)	Mounted Height (mm)	Dimensions (mm)				Weight (kg)			
					Pack 1	Pack 2	Pack 3	Pack 4	Pack 1	Pack 2	Pack 3	Pack 4
82341315606	15	600	600	870	800x630x240	640x660x110	740x640x120	-	14	16	11	-
82341315608		600	800	870	800x630x240	640x860x110	740x640x120	-	14	20	14	-
82341320606	20	600	600	1092	1020x630x240	640x660x110	960x640x120	-	17	16	13	-
82341320608		600	800	1092	1020x630x240	640x860x110	960x640x120	-	17	20	17	-
82341324606	24	600	600	1270	1200x630x240	640x660x110	1140x640x120	-	19	16	16	-
82341324608		600	800	1270	1200x630x240	640x860x110	1140x640x120	-	19	20	20	-
82341324810	29	800	1000	1270	1200x825x240	840x1060x130	1150x840x110	1025x840x110	21	33	42	7
82341329606		600	600	1492	1420x630x240	640x660x110	1360x640x120	-	22	16	18	-
82341329608	600	800	1492	1420x630x240	640x860x110	1360x640x120	-	22	20	23	-	
82341333606	33	600	600	1670	1600x630x240	640x660x110	1540x640x120	-	24	16	21	-
82341333608		600	800	1670	1600x630x240	640x860x110	1540x640x120	-	24	20	26	-
82341338606	38	600	600	1892	1820x630x240	640x660x110	1790x650x120	-	27	16	23	-
82341338608		600	800	1892	1820x630x240	640x860x110	1790x650x120	-	27	21	29	-
82341338610	38	600	1000	1892	1820x630x240	640x1060x110	1790x790x120	-	27	24	35	-
82341338806		800	600	1892	1820x830x240	840x660x130	1790x850x120	1660x200x130	29	24	27	8
82341338808	38	800	800	1892	1820x830x240	840x860x130	1790x850x120	1660x200x130	29	30	33	8
82341338810		800	1000	1892	1820x830x240	840x1060x130	1790x850x120	1660x200x130	29	35	39	8
82341342606	42	600	600	2070	2000x630x240	640x660x110	1960x650x120	-	30	16	30	-
82341342608		600	800	2070	2000x630x240	640x860x110	1960x650x120	-	30	21	37	-
82341342610	42	600	1000	2070	2000x630x240	640x1060x110	1960x790x120	-	30	24	43	-
82341342806		800	600	2070	2000x830x240	840x660x130	1960x850x120	1840x200x130	32	24	28	9
82341342808	42	800	800	2070	2000x830x240	840x860x130	1960x850x120	1840x200x130	32	30	36	9
82341342810		800	1000	2070	2000x830x240	840x1060x130	1960x850x120	1840x200x130	32	35	43	9

Note: To order the assembled rack, add "M" at the end of the code.





## NETWORK CABINET

### Norma 3

Norma cabinet was designed for Networking Rooms. It's available in a range of heights and depths and accommodates a load of up to 800 kg. Five configurations are available: Norma 0, Norma 1, Norma 2, Norma 3 and Norma 4. The best way to get the most of this cabinet is with barpa accessories, you should get them separately. Order this product either assembled or in flat packs.

- ANSI/EIA RS-310-D; • IEC 60297-2;
- DIN 41494 Parte 1 e 7.



**FRONT DOOR**  
Steel  
perforated

**REAR DOOR**  
Double steel  
perforated

**SIDE PANEL**  
Solid Steel

1 additional Pack 5 Units (Lock).  
Dimension: 180x50x48 mm; Weight: 0.48 kg.

## LOGISTIC INFORMATION

Code	U	Width (mm)	Length (mm)	Mounted Height (mm)	Dimensions (mm)				Weight (kg)			
					Pack 1	Pack 2	Pack 3	Pack 4	Pack 1	Pack 2	Pack 3	Pack 4
82341347606	47	600	600	2292	2220x630x240	640x660x110	2190x650x120	-	33	16	28	-
82341347608		600	800	2292	2220x630x240	640x860x110	2190x650x120	-	33	21	36	-
82341347610		600	1000	2292	2220x630x240	640x1060x110	2190x790x120	-	33	24	53	-
82341347806		800	600	2292	2220x830x240	840x660x130	2190x850x120	2060x200x130	34	24	33	11
82341347808		800	800	2292	2220x830x240	840x860x130	2190x850x120	2060x200x130	34	30	56	11
82341347810		800	1000	2292	2220x830x240	840x1060x130	2190x850x120	2060x200x130	34	35	62	11

Note: To order the assembled rack, add "M" at the end of the code.




## NETWORK CABINET

### Norma 4

Norma cabinet was designed for Networking Rooms. It's available in a range of heights and depths and accommodates a load of up to 800 kg. Five configurations are available: Norma 0, Norma 1, Norma 2, Norma 3 and Norma 4. The best way to get the most of this cabinet is with barpa accessories, you should get them separately. Order this product either assembled or in flat packs.

- ANSI/EIA RS-310-D; • IEC 60297-2;
- DIN 41494 Parte 1 e 7.



**FRONT DOOR**  
Double steel  
perforated

**REAR DOOR**  
Double steel  
perforated

**SIDE PANEL**  
Perforated  
steel

Other references on request.

## LOGISTIC INFORMATION

Code	U	Width (mm)	Length (mm)	Mounted Height (mm)	Dimensions (mm)				Weight (kg)			
					Pack 1	Pack 2	Pack 3	Pack 4	Pack 1	Pack 2	Pack 3	Pack 4
82341442808		800	800	2070	2000x830x240	840x860x130	1960x850x120	1840x200x130	32	30	62	9
82341442810	42	800	1000	2070	2000x830x240	840x1060x130	1960x850x120	1840x200x130	32	35	65	9
82341442812		800	1200	2070	2000x830x240	1230x830x130	1960x850x120	1840x200x130	32	40	71	9
82341447808		800	800	2292	2000x830x240	840x860x130	2185x850x120	2060x200x130	34	30	68	11
82341447810	47	800	1000	2292	2000x830x240	840x1060x130	2185x850x120	2060x200x130	34	35	73	11
823414478112		800	1200	2292	2000x830x240	1230x830x130	2185x850x120	2060x200x130	34	40	78	11

Note: To order the assembled rack, add "M" at the end of the code.



## WALL CABINET

### Crux 1

Crux 1 is the wall cabinet of the barpa range of cabinets. It's available in a range of heights and depths and accommodates a load of up to 60 kg. The best way to get the

most of this cabinet is with barpa accessories, you can get them separately. Order this product either assembled or in flat packs.

• ANSI/EIA RS-310-D; • IEC 60297-2; • DIN 41494 Part 1 and 7.



## LOGISTIC INFORMATION

Code	U	Width (mm)	Length (mm)	Mounted Height (mm)	Dimensions (mm)	Weight (kg)
					Pack	Pack
82321060604	6	570	450	370	420x620x230	17
82321060606		570	600	370	570x620x250	20
82321090604	9	570	450	500	560x620x210	20
82321090606		570	600	500	570x620x230	23
82321120604	12	570	450	635	690x620x190	24
82321120606		570	600	635	690x630x180	27
82321150604	15	570	450	770	820x620x180	28
82321150606		570	600	770	840x610x180	31
82321180604	18	570	450	900	960x620x180	31
82321180606		570	600	900	950x620x180	41
82321220604	22	570	450	1080	1130x620x180	36
82321220606		570	600	1080	1140x620x180	41

Note: To order the assembled rack, add "M" at the end of the code.



## WALL CABINET

### Crux 2

Crux 2 cabinet is the wall mount bracket of the barpa range of cabinets. It's available in a range of heights and depths. Perfect for versatile solutions as small

networks, allowing to save space.

- ANSI/EIA RS-310-D; • IEC 60297-2;
- DIN 41494 Parte 1 e 7.



## LOGISTIC INFORMATION

Code	Description	U	Quantity (un)	Width (mm)	Dimensions (mm)	
					Pack 1	Weight (kg)
82311020600	Crux 2 2U	2			550x120x190	2
82311030600	Crux 2 3U	3	1	6" - 152.4mm	550x170x200	2
82311040600	Crux 2 4U	4			550x210x190	2
82311060000	Cover 6"	-	2		550x110x220	2
82311041200	Crux 2 4U	4	1	12" - 304.8mm	520x210x330	3
82311071200	Crux 2 7U	7			520x330x320	5
82311120000	Cover 12"	-	2		550x110x350	3



## WALL CABINET

### Crux 3 10"

Crux 3 cabinet is the wall mount bracket of the barpa range of cabinets. The best way to get the most of this cabinet is with barpa accessories, you should get

them separately. Perfect for versatile solutions as small networks.

• ANSI/EIA RS-310-D; • IEC 60297-2; • DIN 41494 Parte 1 e 7.



## LOGISTIC INFORMATION

Code	Description	U	Quantity (un)	Width (mm)	Length (mm)	Height (mm)	Dimensions (mm)		Weight (kg)	
							Pack 1	Pack 1	Pack 1	Pack 1
	Crux 3	8	1	300	300	441	360x360x470	8,5		

## WALL CABINET

### Crux 4

Crux 4 is the wall-mounted cabinet from the barpa range. It is available in various heights and depths, and can accommodate a load of up to 60 kg. To maximize the utility

of this cabinet, pair it with barpa accessories, which are sold separately. You can order this product either assembled or in flat pack form.

• ANSI/EIA RS-310-D; IEC60297-2;  
DIN41494 Part 1 and 7.



## LOGISTIC INFORMATION

Code	U	Width (mm)	Length (mm)	Mounted Height (mm)	Dimensions (mm)	Pack 1	
						Gross Weight (kg)	Net Weight (kg)
82324060604	6U	450	570	370	420x620x230	14,5	13,5
82324060606		600	570	370	570x620x250	17,5	16,5
82324090604	9U	450	570	500	560x620x210	17	16
82324090606		600	570	500	570x620x230	20,5	19,5
82324120604	12U	450	570	635	690x620x190	21	20
82324120606		600	570	635	690x630x180	24,5	23,5
82324150604	15U	450	570	770	820x620x180	24,0	23,0
82324150606		600	570	770	840x610x180	27,5	26,5
82324180604	18U	450	570	900	960x620x180	28	27
82324180606		600	570	900	950x620x180	31	30
82324220604	22U	450	570	1080	1130x620x180	32	31
82324220606		600	570	1080	1140x620x180	37	36

Note: To order the assembled rack, add "M" at the end of the code.

## OPEN RACK

### Pyxis 1

barpa Pyxis 1 cabinet was designed for network rooms with low ventilation. It's available in a range of heights and accommodates a load of up to 250 kg. The best way to

get the most of this cabinet is with barpa accessories, you should get them separately. Order this product either assembled or in flat packs.

- ANSI/EIA RS-310-D; • IEC 60297-2;
- DIN 41494 Part 1 and 7.



## SPECIFICATIONS

Material	SPCC Cold Rolled Steel; Column: 1.5mm. Others 2.0mm
Loading Capacity (kg)	250
Color	Black (RAL9004)
Ventilation (%)	100
Product Family	Série Pyxis

## LOGISTIC INFORMATION

Code	U	Width (mm)	Width (mm)	Mounted Height (mm)	Dimensions (mm)	
					Pack 1	Weight (kg)
82331290606	29	600	600	1288	1420x280x140	30
82331330606	33			1660	1600x280x140	32
82331380606	38			1822	1820x280x140	35
82331420606	42			2000	2000x280x140	36
82331470606	47			2222	2220x280x140	40

Note: To order the assembled rack, add "M" at the end of the code.

## KVM

### Switch VGA 17" LCD

KVM switch is a control unit allowing access to multiple computers from a single console. The control platform has integrated a single port KVM switch, monitor,

keyboard and mouse and is designed based on 1 rack unit height. This product supports multiple operating systems, such as Windows, Linux, Mac and Sun.

- EN 55022; • EN 55024;
- EN 61000-3-2; • EN 61000-3-3.



## FEATURES

Control platform with LCD, keyboard, mouse and VGA Ports
1U height, suitable for 19" racks
Ultra thin keyboard with mouse
A platform to control 1/8 computers
Compatible with the USB / PS.2 interface
Supports VGA, SVGA, XGA video input
According to DDC, DDC2, DDC2B and VESA standards
Supports multiple operating systems: WIN95 / 98 / 98SE / ME / 200X / XP / WIN7 / NT, UNIX, LINUX

## LOGISTIC INFORMATION

Code	Description	Unit Weight (kg)	Dimensions (mm)	Quantity (un)
82371117010	KVM Switch VGA 17" LCD 1 Porta	21.00	805x695x190	1
82372010000	IP Card para KVM Switch	0.07	110x68x22	1

## PDU

### PDU

The barpa Power Distribution Unit is suitable for racks and/or networking equipment. It's designed to supply electric power in a very demanding and challenging environment

as in a data center. In our range we have horizontal (19" 1U) and vertical. All with aluminum frame.

• IEC/EN 60884 - 1.



### LOGISTIC INFORMATION

Code	Width	U	Type	No. Ways	Socket Type	Control System	Plug Type
82381061000	19"	1	Horizontal	6	Schuko	Switch	Schuko
82381081000	19"	1	Horizontal	8	Schuko	Switch	Schuko
82381081040	19"	1	Horizontal	8	Schuko	-	Schuko
82381061300	19"	1	Horizontal	6	French	Switch	French
82381061400	19"	1	Horizontal	6	Italian	Switch	Schuko
82381061200	19"	1	Horizontal	6	UK	Switch	Schuko
82381061100	19"	1	Horizontal	6	US	Switch	Schuko
82381061020	19"	1	Horizontal	6	Schuko	Switch	Schuko
82381091700	19"	1	Horizontal	6 Schuko + 3IEC		Switch	Schuko
82381091740	19"	1	Horizontal	6 Schuko + 3IEC		-	Schuko
82381122000	-	-	Vertical	12	Schuko	Switch	Schuko
82381162000	-	-	Vertical	16	Schuko	Switch	Schuko
82384031000	10"	1	Horizontal	3	Schuko	Switch	Schuko
82381121505	19"	1	Horizontal	12	IEC C13	Switch	IEC C14
82381061050	19"	1	Horizontal	6	Schuko	Switch and Surge Protection	Schuko
82381061202	19"	1	Horizontal	6	UK	Switch	UK
82381081202	19"	-	Vertical	8	UK	Switch	UK

ACCESSORIES

## Cooling Fan

This barpa Cooling Fan is suitable for all range of cabinets. Perfect to adjust the inner temperature of the cabinet.



LOGISTIC INFORMATION

Box				
Code	Description	Unit Weight (kg)	Dimensions (mm)	Quantity (un)
82390501010	Fan	0.486	530x305x310	40

ACCESSORIES

## 1U Fan Unit

barpa 1U Fan Unit has 19" standard installation, making it perfect for barpa cabinets. Suitable to use in the middle or bottom of the cabinet, good to decrease the inner temperature.



LOGISTIC INFORMATION

				Inner Box	Outer Box		
Code	Fan (un)	Type	Unit Weight (kg)	Dimensions (mm)	Quantity (un)	Dimensions (mm)	Quantity (un)
82390506210	2	UK	3.5	510x205x65	1	650x530x180	10
82390506110	2	Schuko	3.5				
82390507210	3	UK	4.38				
82390507110	3	Schuko	4.38				
82390508210	4	UK	5.25				
82390508110	4	Schuko	5.25				



## ACCESSORIES

### Fan Unit with Thermostat

barpa 1U Fan Unit has 19" standard installation, making it perfect for barpa cabinets. Suitable to use in the middle or bottom of the cabinet, good to decrease the inner temperature.



## ACCESSORIES

### Fan Unit

barpa Fan Unit has 19" standard installation, only appropriate for barpa cabinets. Enables ventilation and easy operation.



## LOGISTIC INFORMATION

Code	Fan (un)	Type	Unit Weight (kg)	Inner Box		Outer Box	
				Dimensions (mm)	Quantity (un)	Dimensions (mm)	Quantity (un)
82390504210	2	UK	2.4	395x295x75	1	645x405x305	10
82390504110	2	Schuko	2.4				
82390505210	4	UK	3.2				
82390505110	4	Schuko	3.2				

## LOGISTIC INFORMATION

Code	Fan (un)	Type	Unit Weight (kg)	Inner Box		Outer Box	
				Dimensions (mm)	Quantity (un)	Dimensions (mm)	Quantity (un)
82390502210	2	UK	2.5	395x295x65	1	645x405x305	10
82390502110	2	Schuko	2.5				
82390503210	4	UK	3.5				
82390503110	4	Schuko	3.5				

## ACCESSORIES

### Airflow for Crux 1

The airflow unit for crux 1 is installed at the top of the rack. Enables reliable ventilation and operation. Available with or without thermostat.



## ACCESSORIES

### Digital Temperature Unit

barpa Digital Temperature Unit has 19" standard installation. Helps to control the inner temperature of the cabinet. Easy cabling and operation.



## LOGISTIC INFORMATION

Code	Thermostat	Inner Box			Outer Box	
		Unit Weight (kg)	Dimensions (mm)	Quantity (un)	Dimensions (mm)	Quantity (un)
82390509110	No	1.5	360x140x60	1	370x325x305	10
82390510110	Yes	1.8	395x200x60	1	410x410x495	10

## LOGISTIC INFORMATION

Code	Input Connector	Inner Box			Outer Box	
		Unit Weight (kg)	Dimensions (mm)	Quantity (un)	Dimensions (mm)	Quantity (un)
82390601210	UK (BS1363)					
82390601110	Schuko (DIN49441)	1.95	510x205x65	1	650x530x330	10
82390601310	US (NEMA 5-15P)					

ACCESSORIES

## Metal Cable Management with Cover - 1U



barpa 1U Metal Cable Management with Cover has 19" standard installation. It helps to have a better cable organization in the cabinet.

ACCESSORIES

## Metal Cable Management - 1U



barpa 1U Metal Cable Management with 4 rings has 19" standard installation. It helps to have a better cable organization in the cabinet.

LOGISTIC INFORMATION

Code	Inner Box			Outer Box	
	Unit Weight (kg)	Dimensions (mm)	Quantity (un)	Dimensions (mm)	Quantity (un)
82390201110	0.85	510x65x105	1	570x520x495	50

LOGISTIC INFORMATION

Code	Inner Box			Outer Box	
	Unit Weight (kg)	Dimensions (mm)	Quantity (un)	Dimensions (mm)	Quantity (un)
82390202110	0.61	510x90x560	1	580x530x470	50

ACCESSORIES

## Plastic Cable Management - 1U



barpa 1U Plastic Cable Management with 3 or 5 rings and 10" or 19" standard installation. It helps to have a better cable organization in the cabinet.

LOGISTIC INFORMATION

Code	Unit Weight (kg)	Height	Inner Box		Outer Box	
			Dimensions (mm)	Quantity (un)	Dimensions (mm)	Quantity (un)
82390203120	0.51	19"	510x90x560	1	580x530x470	50
82390205120	0.50	10"	510x90x560	1	580x530x470	50

ACCESSORIES

## Cable Management with Brush - 1U



barpa 1U Cable Management with Brush has 19" standard installation. It helps to have a better cable organization in the cabinet.

LOGISTIC INFORMATION

Code	Unit Weight (kg)	Inner Box		Outer Box	
		Dimensions (mm)	Quantity (un)	Dimensions (mm)	Quantity (un)
82390204100	0.30	510x70x40	1	520x230x300	50

## ACCESSORIES

# Cable Management with Open Brush - 1U

The 19" open brush panel is an effective solution for better cable organization and management within the cabinet. Its open design allows more practical cable routing, helping to maintain a cleaner and more efficient environment.

• ANSI/EIA RS-310-D • IEC60297-2 • DIN41494 Part 1 and 7 • EIA 19-inch • Directive 2011/65/EU (RoHS)



## SPECIFICATIONS

Material	SPCC Cold Rolled Steel and brush
Color	Black (RAL 9005)
Dimensions	483x44 mm

## LOGISTIC INFORMATION

Code	Unit Weight (kg)	Inner Box		Carton	
		Size (mm)	Quantity (un)	Size (mm)	Quantity (un)
82390207100	0,242	500x50x25	1	510x290x390	77

## ACCESSORIES

### Brush Panel for Velcro Tape 1U



Barpa 1U Brush Panel for Cable Management with Velcro Tape has 19" standard installation. It helps your cabinets have better organization of the cables.

## ACCESSORIES

### Blank Panel



Barpa Blank Panel are part of the energy-saving airflow management solutions of data centers. They can minimize airflow in cabinet while providing good appearance.

## LOGISTIC INFORMATION

Code	Unit Weight (kg)	Box
82390206100	0,5	51x9x7

## LOGISTIC INFORMATION

Code	U	Height	Dimensions (mm)	Unit Weight (kg)	Inner Box		Outer Box	
					Dimensions (mm)	Quantity (un)	Dimensions (mm)	Quantity (un)
82390241100	1		482x44	0.50	510x65x30	2	100	
82390241200	2	19"	482x88	0.90	510x113x30	2	60	
82390241400	4		482x177	0.85	510x195x30	2	30	
82390251100	1	10"	254x44	0.28	510x65x30	1	50	

ACCESSORIES

## Blank Panel Snap in Toolless



barpa Blank Panel Snap-In Toolless are part of the energy-saving airflow management solutions of data centers. They can minimize airflow in cabinet while providing good appearance. You don't need screws, it snaps in.

LOGISTIC INFORMATION

Code	Length (mm)	Unit Weight (kg)	Inner Box		Outer Box	
			Dimensions (mm)	Quantity (un)	Dimensions (mm)	Quantity (un)
82390261100	1	0.2	500x45x20	1	520x300x230	50
82390261200	2	0.35	500x90x20	1	520x300x230	30

ACCESSORIES

## Shelf without Holes - 2U



barpa 2U Shelves Without Holes have 19" standard installation and belongs to the range of barpa shelves. It has different purposes depending on your needs.

LOGISTIC INFORMATION

Code	Height	Width (mm)	Unit Weight (kg)	Inner Box		Outer Box	
				Dimensions (mm)	Quantity (un)	Dimensions (mm)	Quantity (un)
82390111201	19"	254	1.5	530x130x275	2	680x545x295	10
82390111202*	19"	406.4	2.3	530x130x425	2	680x545x445	10
82390161112	10"	150	0.8	280x75x170	1	380x305x185	5

\* for Norma and Cetus

## ACCESSORIES

### Shelf with Holes - 2U

barpa 2U Shelf With Holes has 19" standard installation and belongs to the range of barpa shelves. It has different purposes depending on your needs.



## ACCESSORIES

### Fixed Shelf - 1U

barpa Fixed Shelves have 19" standard installation and it's only appropriate for barpa cabinets. It has different purposes depending on your needs.



## LOGISTIC INFORMATION

Code	Length (mm)	Unit Weight (kg)	Inner Box		Outer Box	
			Dimensions (mm)	Quantity (un)	Dimensions (mm)	Quantity (un)
82390171204	406.3	2	540x110x440	1	560x570x460	5

## LOGISTIC INFORMATION

Code	For Rack	Width (mm)	Inner Box		Outer Box	
			Dimensions (mm)	Quantity (un)	Dimensions (mm)	Quantity (un)
82390141106	Crux 1 450mm	300	510x55x315	2	550x290x340	5
82390141108	Crux 1 600mm	450	510x55x465	2	550x290x490	5
82390131107	Cetus, Pyxis and Norma, 600mm	350	510x55x365	2	550x290x390	5
82390131109	Norma 800mm	550	510x55x565	2	550x290x590	5
82390131111	Norma 1000mm	720	510x55x735	2	550x290x760	5
82390121109	Cetus 800mm	500	510x50x520	2	550x290x590	5
82390121111	Cetus 1000mm	700	510x50x720	2	550x290x760	5
82390121112	Cetus and Norma 1200mm	900	510x50x920	2	550x290x940	5



## ACCESSORIES

### Sliding Shelf – 1U

barpa Sliding Shelves have 19" standard installation. It has different purposes depending on your needs.



## ACCESSORIES

### Lock

barpa Lock has a comfort handle and it's only appropriate for barpa cabinets. It helps securing your cabinet.



## LOGISTIC INFORMATION

Code	For Rack	Width (mm)	Inner Box		Outer Box	
			Dimensions (mm)	Quantity (un)	Dimensions (mm)	Quantity (un)
82390151107	Cetus 1 and Norma 600-800mm Rack	350	560x60x390	1	640x580x410	10
82390151109	Cetus 1 and Norma 1000mm Rack	550	560x60x820	1	640x580x650	10
82390151112	Cetus 1 and Norma 1200mm Rack	550	565x60x820	1	640x580x860	10

## LOGISTIC INFORMATION

Code	Unit Weight (kg)	Inner Box		Outer Box	
		Dimensions (mm)	Quantity (un)	Dimensions (mm)	Quantity (un)
82390703100	0.43	180x50x48	1	570x230x180	36

## ACCESSORIES

### Password Lock

barpa Password Lock is a special lock for barpa cabinets. You can open your cabinet with lock or password.



## ACCESSORIES

### Side and Front Door Lock

barpa Side and Front Door Locks are only appropriate for barpa cabinets. It helps securing your cabinet.



## LOGISTIC INFORMATION

Code	Unit Weight (kg)	Inner Box		Outer Box	
		Dimensions (mm)	Quantity (un)	Dimensions (mm)	Quantity (un)
82390704100	0.64	180x50x48	1	570x230x180	36

## LOGISTIC INFORMATION

Code	Description	Unit Weight (kg)	Inner Box		Outer Box	
			Dimensions (mm)	Quantity (un)	Dimensions (mm)	Quantity (un)
82390702000	Side Lock	0.094	180x50x48	2	570x230x180	72
82390701000	Front Door Lock					

## ACCESSORIES

### Casters

barpa Casters it's suitable for barpa cabinets. It helps moving your cabinet.



## ACCESSORIES

### Drawer

barpa Drawers are appropriate for barpa cabinets. You can keep in your cabinet whatever you want in a secure way. Sliding shelf can extend up to 450mm.



## LOGISTIC INFORMATION

Code	Description	Inner Box		Outer Box	
		Dimensions (mm)	Quantity (un)	Dimensions (mm)	Quantity (un)
82390801010	Casters 2"	180x160x70	4	360x360x140	32
82390801020	Casters 2.5"				
82390801030	Casters 3"				
82390802010	Casters with brake 2"				
82390802020	Casters with brake 2.5"				
82390802030	Casters with brake 3"				

## LOGISTIC INFORMATION

Code	Description	Unit Weight (kg)	Inner Box	
			Dimensions (mm)	Quantity (un)
82390301100	Drawer 2U	8.25	570x550x200	1
82390302100	Drawer 3U	9.7	560x540x195	1

## ACCESSORIES

### Plinth

barpa Plinth it's only suitable for barpa cabinets. It helps your cabinet to have more stability and and to be better looking.



## LOGISTIC INFORMATION

Code	Description	Unit Weight (kg)	Inner Box	
			Dimensions (mm)	Quantity (un)
82391001166	Plinth for Norma 600x600mm	5.5	620x620x120	1
82391001168	Plinth for Norma 600x800mm	6.0	820x620x120	1
82391001161	Plinth for Norma 600x1000m	6.5	1020x620x120	1
82391001188	Plinth for Norma 800x800mm	7.0	620x820x120	1
82391001181	Plinth for Norma 800x1000mm	7.5	820x1020x120	1
82391001182	Plinth for Norma 800x1200mm	9.0	820x1220x120	1
82391002166	Plinth for Cetus 600x600mm	6.0	620x620x120	1
82391002168	Plinth for Cetus 600x800mm	6.5	620x820x120	1
82391002161	Plinth for Cetus 600x1000mm	7.0	620x1020x120	1
82391002162	Plinth for Cetus 600x1200mm	7.5	620x1220x120	1
82391002188	Plinth for Cetus 800x800mm	8.0	820x820x120	1
82391002181	Plinth for Cetus 800x1000mm	8.5	820x1020x120	1
82391002182	Plinth for Cetus 800x1200mm	9.0	820x1220x120	1

## ACCESSORIES

### Screws

barpa Screws and Nuts are appropriate for barpa cabinets. Helps you mount the cabinets and accessories.



## LOGISTIC INFORMATION

Code	Description	Unit Weight (kg)	Inner Box		Outer Box	
			Dimensions (mm)	Quantity (un)	Dimensions (mm)	Quantity (un)
82391102000	Screws and Nets M6	0.39	100x100	50	340x340x120	2500
82391103000	Cushion M6	0.01				

## ACCESSORIES

### PDU Cable Management

barpa PDU Cable Management Panels are appropriate for barpa cabinets. Its main use is to install vertical PDU, but you can use it for other purposes.



## LOGISTIC INFORMATION

Code	Description	Unit Weight (kg)	Inner Box	
			Dimensions (mm)	Quantity (un)
82391201242	For Cetus 42U	1.3	1970x180x40	2
82391201247	For Cetus 47U	1.6	2190x180x40	
82391201133	For Norma 33U	2.0	1570x180x40	
82391201138	For Norma 38U	2.3	1790x180x40	
82391201142	For Norma 42U	2.5	1970x180x40	
82391201147	For Norma 47U	2.8	2190x180x40	

## ACCESSORIES

### Connection Kit

barpa connection kit for Norma or Cetus cabinet was created to give you a better management of your network datacenter.



## ACCESSORIES

### Vertical Cable Management

The organizers were designed specifically for barpa racks. Its function is for better cable organization.



## LOGISTIC INFORMATION

Code	Description	Inner Box		Outer Box	
		Dimensions (mm)	Quantity (un)	Dimensions (mm)	Quantity (un)
82391104002	For Cetus	180x50x48	4	570x230x180	144
82391104001	For Norma				

## LOGISTIC INFORMATION

Code	Description	Unit Weight (kg)	Outer Box	
			Dimensions (mm)	Quantity (un)
82391313810	For Norma 38U	4.5	1650x130x110	1
82391314210	For Norma 42U	5.0	1830x130x110	1
82391314710	For Norma 47U	5.5	2100x130x110	1
82391324210	For Cetus 42U	5.0	1830x130x110	1
82391324710	For Cetus 47U	5.5	2100x130x110	1

## ACCESSORIES

### Brush Panel for Norma



The Norma Brush Panel is suitable for a better organization in your rack.

## LOGISTIC INFORMATION

Code	Unit Weight (kg)	Inner Box		Outer Box	
		Dimensions (mm)	Quantity (un)	Dimensions (mm)	Quantity (un)
82390205100	0.75	510x113x30	2	520x300x230	60

## ACCESSORIES

### Adjustable Feet



This barpa Adjustable Feet is suitable for all range of floor cabinets. The static load capacity is 250kg per unit.

## LOGISTIC INFORMATION

Code	Unit Weight (kg)	Saco		Outer Box	
		Dimensions (mm)	Quantity (un)	Dimensions (mm)	Quantity (un)
82390901100	0.13	150x150	4	340x340x140	120

## ACCESSORIES

### Coaxial Patch Panel

Empty Patch Panel of 1U for coaxial distribution block or connectors BNC or F.



## LOGISTIC INFORMATION

Code	Unit Weight (kg)	Box Dimension (mm)	Quantity (un)
82230701118	0.3	510x90x70	1



