

FIELD TERM PLUG THE LYRA RJ45 CAT.6A UTP - INSTRUCTION MANUAL

Posted on 08-04-2026 by barpaadminuser

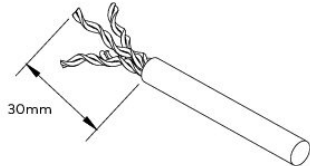


Instructions Manual

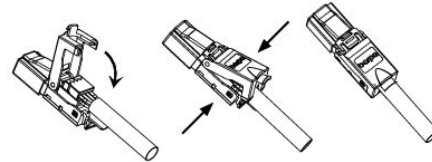
Field Term Plug • The Lyra

RJ45 Cat.6A UTP - Toolless

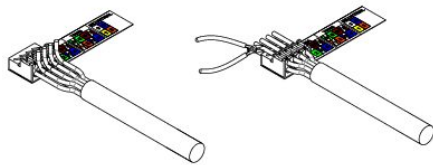
1 Strip approximately 30 mm of the cable jacket.



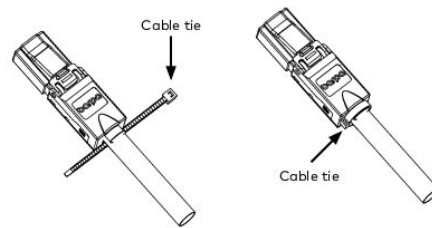
4 Close the plug easily. You will hear a snap-in ("click") sound.



2 Position the aligner as illustrated in the figure. Fan out all twisted pairs and allocate according to the wiring label attached to the aligner. Pass through all conductors and trim the excess ends of the conductors.

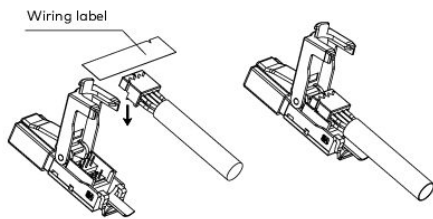


5 Tighten and secure the assembly using the cable tie in the packaging.



Done! Good Job!

3 Remove the wiring label from the aligner. Place the aligner in the plug.



	TIA/EIA T568A	TIA/EIA T568B
1	White/Green	White/Orange
2	Green	Orange
3	White/Orange	White/Green
6	Orange	Green
4	Blue	Blue
5	White/Blue	White/Blue
7	White/Brown	White/Brown
8	Brown	Brown

